



GOBIERNO DEL
ESTADO DE CHIAPAS

SECRETARIA DE SEGURIDAD Y PROTECCION CIUDADANA

FORMATO GENERAL

SISTEMA NACIONAL DE SEGURIDAD PUBLICA

AVANCE EN LA APLICACION DE LOS RECURSOS ASIGNADOS A LOS PROGRAMAS DE SEGURIDAD PUBLICA 2016

(cifras al 31 de Diciembre del 2016)

(PESOS)

ENTIDAD FEDERATIVA: CHIAPAS



PROGRAMA O CAPITULO	ANEXO TECNICO/PROGRAMA CON PRIORIDAD NACIONAL	FINANCIAMIENTO CONJUNTO														
		IMPORTE CONVENIDO			COMPROMETIDO			DEVENGADO			PAGADO			SALDO POR EJERCER		
		FEDERAL	ESTATAL	TOTAL	FEDERAL	ESTATAL	TOTAL	FEDERAL	ESTATAL	TOTAL	FEDERAL	ESTATAL	TOTAL	FEDERAL	ESTATAL	TOTAL
3	Profesionalización de las Instituciones de Seguridad Pública	7,340,000.00	0.00	7,340,000.00	6,395,000.00	0.00	6,395,000.00	6,395,000.00	0.00	6,395,000.00	5,645,000.00	0.00	5,645,000.00	1,695,000.00	0.00	1,695,000.00
3000	Servicios Generales	7,340,000.00	0.00	7,340,000.00	6,395,000.00	0.00	6,395,000.00	6,395,000.00	0.00	6,395,000.00	5,645,000.00	0.00	5,645,000.00	1,695,000.00	0.00	1,695,000.00
9	Implementación y Desarrollo del Sistema de Justicia penal y Sistema Complementario	19,259,279.52	0.00	19,259,279.52	7,971,835.25	0.00	7,971,835.25	7,971,835.25	0.00	7,971,835.25	7,971,835.25	0.00	7,971,835.25	11,287,444.27	0.00	11,287,444.27
3000	Servicios Generales	7,100,000.00	0.00	7,100,000.00	3,550,000.00	0.00	3,550,000.00	3,550,000.00	0.00	3,550,000.00	3,550,000.00	0.00	3,550,000.00	3,550,000.00	0.00	3,550,000.00
5000	Bienes Muebles, Inmuebles e Intangibles	733,351.52	0.00	733,351.52	711,774.84	0.00	711,774.84	711,774.84	0.00	711,774.84	711,774.84	0.00	711,774.84	21,576.68	0.00	21,576.68
6000	Inversión Pública	11,425,928.00	0.00	11,425,928.00	3,710,060.41	0.00	3,710,060.41	3,710,060.41	0.00	3,710,060.41	3,710,060.41	0.00	3,710,060.41	7,715,897.59	0.00	7,715,897.59
8	Fortalecimiento al Sistema Penitenciario Nacional y de Ejecución de Medidas para Adolescentes	12,608,885.92	6,294,276.75	18,903,162.67	12,087,494.33	6,253,999.99	18,341,494.32	12,087,494.33	6,253,999.99	18,341,494.32	11,869,992.45	2,479,999.99	14,349,992.44	738,893.47	3,814,276.76	4,553,170.23
2000	Materiales y Suministros	7,111,252.73	0.00	7,111,252.73	7,089,244.40	0.00	7,089,244.40	7,089,244.40	0.00	7,089,244.40	7,089,244.40	0.00	7,089,244.40	22,008.33	0.00	22,008.33
3000	Servicios Generales	0.00	5,000,000.00	5,000,000.00	0.00	4,959,999.99	4,959,999.99	0.00	4,959,999.99	4,959,999.99	0.00	2,479,999.99	2,479,999.99	2,520,000.01	2,520,000.01	
5000	Bienes Muebles, Inmuebles e Intangibles	596,889.79	1,294,276.75	1,891,166.54	534,901.08	1,294,000.00	1,828,901.08	534,901.08	1,294,000.00	1,828,901.08	317,399.20	0.00	317,399.20	279,490.59	1,294,276.75	1,573,767.34
6000	Inversión Pública	4,900,743.40	0.00	4,900,743.40	4,463,348.85	0.00	4,463,348.85	4,463,348.85	0.00	4,463,348.85	4,463,348.85	0.00	4,463,348.85	437,394.55	0.00	437,394.55
11	Sistema Nacional de Información	2,500,000.00	5,075,723.25	7,575,723.25	1,290,775.78	3,301,338.44	4,592,114.22	1,290,775.78	3,301,338.44	4,592,114.22	1,290,775.78	3,283,165.74	4,573,941.52	1,556,523.22	1,445,258.51	3,001,781.73
1000	Servicios Personales	0.00	4,639,399.71	4,639,399.71	0.00	3,240,350.66	3,240,350.66	0.00	3,240,350.66	3,240,350.66	0.00	3,222,177.96	3,222,177.96	0.00	1,417,221.75	1,417,221.75
3000	Servicios Generales	2,500,000.00	89,024.54	2,589,024.54	1,247,000.00	60,987.78	1,307,987.78	1,247,000.00	60,987.78	1,307,987.78	1,247,000.00	60,987.78	1,307,987.78	1,253,000.00	28,038.76	1,281,038.76
4000	Transferencias, Asignaciones, Subsidios y Otras Ayudas	0.00	347,299.00	347,299.00	43,775.78	0.00	43,775.78	43,775.78	0.00	43,775.78	43,775.78	0.00	43,775.78	303,523.22	0.00	303,523.22
17	Fortalecimiento de Programas Prioritarios de las Instituciones Estatales de Seguridad Pública e Impartición de Justicia	82,258,152.06	6,167.03	82,264,319.09	82,042,388.86	6,167.03	82,048,555.99	82,042,388.86	6,167.03	82,048,555.99	78,546,530.85	6,167.03	78,552,697.88	3,711,621.21	0.00	3,711,621.21
2000	Materiales y Suministros	25,601,151.51	3,668.99	25,604,820.50	25,436,268.82	3,668.99	25,439,937.81	25,436,268.82	3,668.99	25,439,937.81	25,436,268.82	3,668.99	25,436,268.82	164,882.69	0.00	164,882.69
5000	Bienes Muebles, Inmuebles e Intangibles	657,000.55	2,498.04	659,498.59	647,701.86	2,498.04	650,199.90	647,701.86	2,498.04	650,199.90	0.00	2,498.04	2,498.04	657,000.55	0.00	657,000.55
6000	Inversión Pública	56,000,000.00	0.00	56,000,000.00	55,958,418.28	0.00	55,958,418.28	55,958,418.28	0.00	55,958,418.28	53,110,262.03	0.00	53,110,262.03	2,889,737.97	0.00	2,889,737.97
17	Fortalecimiento de Programas Prioritarios de las Instituciones Estatales de Seguridad Pública e Impartición de Justicia (Referendo FASP 2015)	10,083,969.32	0.00	10,083,969.32	10,083,969.32	0.00	10,083,969.32	10,083,969.32	0.00	10,083,969.32	10,083,969.32	0.00	10,083,969.32	0.00	0.00	0.00
5000	Bienes Muebles, Inmuebles e Intangibles	2,874,999.69	0.00	2,874,999.69	2,874,999.69	0.00	2,874,999.69	2,874,999.69	0.00	2,874,999.69	2,874,999.69	0.00	2,874,999.69	0.00	0.00	0.00
6000	Inversión Pública	7,208,969.63	0.00	7,208,969.63	7,208,969.63	0.00	7,208,969.63	7,208,969.63	0.00	7,208,969.63	7,208,969.63	0.00	7,208,969.63	0.00	0.00	0.00

2



GOBIERNO DEL
ESTADO DE CHIAPAS

SECRETARIA DE SEGURIDAD Y PROTECCION CIUDADANA

FORMATO GENERAL

SISTEMA NACIONAL DE SEGURIDAD PUBLICA

AVANCE EN LA APLICACION DE LOS RECURSOS ASIGNADOS A LOS PROGRAMAS DE SEGURIDAD PUBLICA 2016

(cifras al 31 de Diciembre del 2016)

(PESOS)

ENTIDAD FEDERATIVA: CHIAPAS



PROGRAMA MA CAPITULO	ANEXO TECNICO/PROGRAMA CON PRIORIDAD NACIONAL	FINANCIAMIENTO CONJUNTO														
		IMPORTE CONVENIDO			COMPROMETIDO			DEVENGADO			PAGADO			SALDO POR EJERCER		
		FEDERAL	ESTATAL	TOTAL	FEDERAL	ESTATAL	TOTAL	FEDERAL	ESTATAL	TOTAL	FEDERAL	ESTATAL	TOTAL	FEDERAL	ESTATAL	TOTAL
17	Fortalecimiento de Programas Prioritarios de las Instituciones Estatales de Seguridad Pública e Impartición de Justicia (Economías FASP 2015)	6,663,258.56	0.00	6,663,258.56	6,352,207.56	0.00	6,352,207.56	6,352,207.56	0.00	6,352,207.56	1,288,000.20	0.00	1,288,000.20	5,375,258.36	0.00	5,375,258.36
	2000 Materiales y Suministros	41,885.62	0.00	41,885.62	0.00	0.00	0.00	0.00	0.00	0.00	0.00	0.00	0.00	41,885.62	0.00	41,885.62
	3000 Servicios Generales	3,800.00	0.00	3,800.00	0.00	0.00	0.00	0.00	0.00	0.00	0.00	0.00	0.00	3,800.00	0.00	3,800.00
	5000 Bienes Muebles, Inmuebles e Intangibles	6,612,464.23	0.00	6,612,464.23	6,352,207.56	0.00	6,352,207.56	6,352,207.56	0.00	6,352,207.56	1,288,000.20	0.00	1,288,000.20	5,324,464.03	0.00	5,324,464.03
	6000 Inversión Pública	5,108.71	0.00	5,108.71	0.00	0.00	0.00	0.00	0.00	0.00	0.00	0.00	0.00	5,108.71	0.00	5,108.71
17	Fortalecimiento de Programas Prioritarios de las Instituciones Estatales de Seguridad Pública e Impartición de Justicia (Rendimientos FASP 2015)	1,324,000.00	0.00	1,324,000.00	1,323,998.94	0.00	1,323,998.94	1,323,998.94	0.00	1,323,998.94	1,323,998.94	0.00	1,323,998.94	1.06	0.00	1.06
	2000 Materiales y Suministros	1,324,000.00	0.00	1,324,000.00	1,323,998.94	0.00	1,323,998.94	1,323,998.94	0.00	1,323,998.94	1,323,998.94	0.00	1,323,998.94	1.06	0.00	1.06
3	Profesionalización de las Instituciones de Seguridad Pública (Economías FASP 2015)	550,000.00	0.00	550,000.00	0.00	0.00	0.00	0.00	0.00	0.00	0.00	0.00	0.00	55,000.00	0.00	55,000.00
	3000 Servicios Generales	550,000.00	0.00	550,000.00	0.00	0.00	0.00	0.00	0.00	0.00	0.00	0.00	0.00	55,000.00	0.00	55,000.00
9	Fortalecimiento de las Capacidades Humanas y Tecnológicas del Sistema Penitenciario Nacional (Refrendo FASP 2015)	12,229,134.11	0.00	12,229,134.11	12,229,134.11	0.00	12,229,134.11	12,229,134.11	0.00	12,229,134.11	12,229,134.11	0.00	12,229,134.11	0.00	0.00	0.00
	5000 Bienes Muebles, Inmuebles e Intangibles	5,975,000.00	0.00	5,975,000.00	5,975,000.00	0.00	5,975,000.00	5,975,000.00	0.00	5,975,000.00	5,975,000.00	0.00	5,975,000.00	0.00	0.00	0.00
	6000 Inversión Pública	6,254,134.11	0.00	6,254,134.11	6,254,134.11	0.00	6,254,134.11	6,254,134.11	0.00	6,254,134.11	6,254,134.11	0.00	6,254,134.11	0.00	0.00	0.00
9	Fortalecimiento de las Capacidades Humanas y Tecnológicas del Sistema Penitenciario Nacional (Economías FASP 2015)	5,488,342.88	0.00	5,488,342.88	5,393,333.82	0.00	5,393,333.82	5,393,333.82	0.00	5,393,333.82	3,887,288.62	0.00	3,887,288.62	1,601,054.26	0.00	1,601,054.26
	2000 Materiales y Suministros	981,600.90	0.00	981,600.90	972,593.12	0.00	972,593.12	972,593.12	0.00	972,593.12	0.00	0.00	0.00	981,600.90	0.00	981,600.90
	3000 Servicios Generales	533,452.08	0.00	533,452.08	533,452.08	0.00	533,452.08	533,452.08	0.00	533,452.08	533,452.08	0.00	533,452.08	533,452.08	0.00	533,452.08
	5000 Bienes Muebles, Inmuebles e Intangibles	3,950,012.71	0.00	3,950,012.71	3,887,288.62	0.00	3,887,288.62	3,887,288.62	0.00	3,887,288.62	3,887,288.62	0.00	3,887,288.62	62,724.09	0.00	62,724.09
	6000 Inversión Pública	23,277.19	0.00	23,277.19	0.00	0.00	0.00	0.00	0.00	0.00	0.00	0.00	0.00	23,277.19	0.00	23,277.19
	Sistema Nacional de Información (Base de Datos) Economías FASP 2016	0.00	191,917.71	191,917.71	0.00	0.00	0.00	0.00	0.00	0.00	0.00	0.00	0.00	0.00	191,917.71	191,917.71
	1000 Servicios Personales	0.00	167,006.35	167,006.35	0.00	0.00	0.00	0.00	0.00	0.00	0.00	0.00	0.00	0.00	167,006.35	167,006.35
3000 Servicios Generales	0.00	24,911.36	24,911.36	0.00	0.00	0.00	0.00	0.00	0.00	0.00	0.00	0.00	0.00	24,911.36	24,911.36	
8	Prevención Social de la Violencia y la Delincuencia con Participación Ciudadana (Economías FASP 2014)	0.00	320,083.91	320,083.91	0.00	274,432.70	274,432.70	0.00	274,432.70	274,432.70	0.00	274,432.70	274,432.70	0.00	45,651.21	45,651.21

2



GOBIERNO DEL
ESTADO DE CHIAPAS

SECRETARIA DE SEGURIDAD Y PROTECCION CIUDADANA

FORMATO GENERAL

SISTEMA NACIONAL DE SEGURIDAD PUBLICA

AVANCE EN LA APLICACION DE LOS RECURSOS ASIGNADOS A LOS PROGRAMAS DE SEGURIDAD PUBLICA 2016

(cifras al 31 de Diciembre del 2016)

(PESOS)

ENTIDAD FEDERATIVA: CHIAPAS



PROGRAMA MA CAPITULO	ANEXO TECNICO/PROGRAMA CON PRIORIDAD NACIONAL	FINANCIAMIENTO CONJUNTO														
		IMPORTE CONVENIDO			COMPROMETIDO			DEVENGADO			PAGADO			SALDO POR EJERCER		
		FEDERAL	ESTATAL	TOTAL	FEDERAL	ESTATAL	TOTAL	FEDERAL	ESTATAL	TOTAL	FEDERAL	ESTATAL	TOTAL	FEDERAL	ESTATAL	TOTAL
5000	Bienes Muebles, Inmuebles e Intangibles	0.00	274,451.33	274,451.33	0.00	274,432.70	274,432.70	0.00	274,432.70	274,432.70	0.00	274,432.70	274,432.70	0.00	18.63	18.63
1000	Servicios Personales	0.00	44,754.08	44,754.08	0.00	0.00	0.00	0.00	0.00	0.00	0.00	0.00	0.00	0.00	44,754.08	44,754.08
3000	Servicios Generales	0.00	878.50	878.50	0.00	0.00	0.00	0.00	0.00	0.00	0.00	0.00	0.00	0.00	878.50	878.50
3	Red Nacional de Telecomunicaciones (Economias FASP 2014)	1,012,300.35	0.00	1,012,300.35	994,846.82	0.00	994,846.82	994,846.82	0.00	994,846.82	994,846.82	0.00	994,846.82	17,453.53	0.00	17,453.53
3000	Servicios Generales	1,012,300.35	0.00	1,012,300.35	994,846.82	0.00	994,846.82	994,846.82	0.00	994,846.82	994,846.82	0.00	994,846.82	17,453.53	0.00	17,453.53
3	Fortalecimiento de Programas Prioritarios de las Instituciones Estatales de Seguridad Publica e Impartición de Justicia (Economias FASP 2014)	973,453.39	0.00	973,453.39	973,453.38	0.00	973,453.38	973,453.38	0.00	973,453.38	973,453.38	0.00	973,453.38	0.01	0.00	0.01
5000	Bienes Muebles, Inmuebles e Intangibles	973,453.39	0.00	973,453.39	973,453.38	0.00	973,453.38	973,453.38	0.00	973,453.38	973,453.38	0.00	973,453.38	0.01	0.00	0.01
9	Fortalecimiento de las Capacidades Humanas y Tecnologicas del Sistema Penitenciario Nacional (Retrendo FASP 2014)	487,137.00	0.00	487,137.00	484,363.80	0.00	484,363.80	484,363.80	0.00	484,363.80	0.00	0.00	0.00	487,137.00	0.00	487,137.00
2000	Materiales y Suministros	88,275.00	0.00	88,275.00	88,223.80	0.00	88,223.80	88,223.80	0.00	88,223.80	0.00	0.00	0.00	88,275.00	0.00	88,275.00
5000	Bienes Muebles, Inmuebles e Intangibles	398,862.00	0.00	398,862.00	396,140.00	0.00	396,140.00	396,140.00	0.00	396,140.00	0.00	0.00	0.00	398,862.00	0.00	398,862.00

C.P. ROBERTO LOPEZ MONZON

JEFE DEL AREA DE RECURSOS FINANCIEROS Y CONTABILIDAD



FORMATO GENERAL
 SISTEMA NACIONAL DE SEGURIDAD PÚBLICA
 AVANCE EN LA APLICACIÓN DE LOS RECURSOS ASIGNADOS A LOS PROGRAMAS DE SEGURIDAD PÚBLICA 2018
 Cifras al 31 de Diciembre de 2018
 (PESOS)
 ENTIDAD FEDERATIVA: CHIAPAS



PROGRAMA CAPÍTULO	ANEXO TECNICO/PROGRAMA CON PRIORIDAD NACIONAL	FINANCIAMIENTO CONJUNTO														
		IMPORTE CONVENIDO			COMPROMETIDO			DEVENGADO			PAGADO			SALDO POR EJERCER		
		FEDERAL	ESTATAL	TOTAL	FEDERAL	ESTATAL	TOTAL	FEDERAL	ESTATAL	TOTAL	FEDERAL	ESTATAL	TOTAL	FEDERAL	ESTATAL	TOTAL
	Total Proyectos	\$11,895,128.16	\$0.00	\$11,895,128.16	\$0.00	\$0.00	\$0.00	\$11,890,568.40	\$0.00	\$11,890,568.40	\$11,890,568.40	\$0.00	\$11,890,568.40	\$4,559.76	\$0.00	\$4,559.76
3	Profesionalización de las Instituciones de Seguridad Pública (FASP 2016)	\$3,637,000.00	\$0.00	\$3,637,000.00	\$0.00	\$0.00	\$0.00	\$3,632,440.24	\$0.00	\$3,632,440.24	\$3,632,440.24	\$0.00	\$3,632,440.24	\$4,559.76	\$0.00	\$4,559.76
	2000 Materiales y Suministros	\$2,567,000.00	\$0.00	\$2,567,000.00	\$0.00	\$0.00	\$0.00	\$2,562,537.44	\$0.00	\$2,562,537.44	\$2,562,537.44	\$0.00	\$2,562,537.44	\$4,462.66	\$0.00	\$4,462.66
	6000 Bienes Muebles, Inmuebles e Intangibles	\$1,070,000.00	\$0.00	\$1,070,000.00	\$0.00	\$0.00	\$0.00	\$1,069,902.80	\$0.00	\$1,069,902.80	\$1,069,902.80	\$0.00	\$1,069,902.80	\$97.20	\$0.00	\$97.20
3	Profesionalización de las Instituciones de Seguridad Pública (FASP REFRENDO 2015)	\$8,258,128.16	\$0.00	\$8,258,128.16	\$0.00	\$0.00	\$0.00	\$8,258,128.16	\$0.00	\$8,258,128.16	\$8,258,128.16	\$0.00	\$8,258,128.16	\$0.00	\$0.00	\$0.00
	6000 Bienes Muebles, Inmuebles e Intangibles	\$5,900,000.00	\$0.00	\$5,900,000.00	\$0.00	\$0.00	\$0.00	\$5,900,000.00	\$0.00	\$5,900,000.00	\$5,900,000.00	\$0.00	\$5,900,000.00	\$0.00	\$0.00	\$0.00
	6000 Bienes Muebles, Inmuebles e Intangibles	\$2,358,128.16	\$0.00	\$2,358,128.16	\$0.00	\$0.00	\$0.00	\$2,358,128.16	\$0.00	\$2,358,128.16	\$2,358,128.16	\$0.00	\$2,358,128.16	\$0.00	\$0.00	\$0.00

Elaboró


Ing. José Alfredo Sánchez Aguilar
Encargado de la Unidad de Planeación

Revisó

C. P. Romeo Meza Alfaro
Jefe de la Unidad de Apoyo Admvo.

Vo. Bo.

Lic. Nicolás de Jesús Trinidad Náfate
Director General



GOBIERNO DEL
ESTADO DE CHIAPAS

PODER JUDICIAL DEL ESTADO DE CHIAPAS
CONSEJO DE LA UDICATURA
OFICIALÍA MAYOR
DIRECCIÓN DE PROGRAMACIÓN Y PRESUPUESTO



CONSEJO
DE LA UDICATURA

FORMATO GENERAL
SISTEMA NACIONAL DE SEGURIDAD PUBLICA
AVANCE EN LA APLICACIÓN DE LOS RECURSOS ASIGNADOS A LOS PROGRAMAS DE SEGURIDAD PÚBLICA 2016
(Cifras al 31 de Diciembre de 2016)
(PESOS)
ENTIDAD FEDERATIVA: CHIAPAS

Programa	Capítulo	Anexo Técnico/Programa con Prioridad Nacional	Financiamiento Conjunto														
			Importe Convenido			Comprometido			Devengado			Pagado			Saldo por Ejercer		
			Federal	Estatal	Total	Federal	Estatal	Total	Federal	Estatal	Total	Federal	Estatal	Total	Federal	Estatal	Total
4	5000	Implementación y Desarrollo del Sistema de Justicia Penal y Sistemas Complementarios (2016)	12,265,034.71	0.00	12,265,034.71	12,262,134.96	0.00	12,262,134.96	12,262,134.96	0.00	12,262,134.96	12,262,134.96	0.00	12,262,134.96	2,899.75	0.00	2,899.75
		Bienes Muebles, Inmuebles e Intangibles	12,265,034.71	0.00	12,265,034.71	12,262,134.96	0.00	12,262,134.96	12,262,134.96	0.00	12,262,134.96	12,262,134.96	0.00	12,262,134.96	2,899.75	0.00	2,899.75
8	6000	Nuevo Sistema de Justicia Penal (2015)	8,750,000.00	0.00	8,750,000.00	8,750,000.00	0.00	8,750,000.00	8,750,000.00	0.00	8,750,000.00	8,361,849.61	0.00	8,361,849.61	388,150.39	0.00	388,150.39
		Inversión Pública	8,750,000.00	0.00	8,750,000.00	8,750,000.00	0.00	8,750,000.00	8,750,000.00	0.00	8,750,000.00	8,361,849.61	0.00	8,361,849.61	388,150.39	0.00	388,150.39
8	6000	Nuevo Sistema de Justicia Penal (2014)	108,151.02	0.00	108,151.02	108,151.02	0.00	108,151.02	108,151.02	0.00	108,151.02	108,151.02	0.00	108,151.02	0.00	0.00	0.00
		Inversión Pública	108,151.02	0.00	108,151.02	108,151.02	0.00	108,151.02	108,151.02	0.00	108,151.02	108,151.02	0.00	108,151.02	0.00	0.00	0.00

Elaboró

C.P. Rubén Primitivo Orantes Trinidad
Jefe de Departamento

Visto Bueno

C.P. Julio César Vázquez Pérez
Director

PROGRAMA	CAPÍTULO	ANEXO TÉCNICO/PROGRAMA CON PRIORIDAD NACIONAL	FINANCIAMIENTO CONJUNTO														
			IMPORTE CONVENIDO			COMPROMETIDO			DEVENGADO			PAGADO			SALDO POR EJERCER		
			FEDERAL	ESTATAL	TOTAL	FEDERAL	ESTATAL	TOTAL	FEDERAL	ESTATAL	TOTAL	FEDERAL	ESTATAL	TOTAL	FEDERAL	ESTATAL	TOTAL
7		Acceso a la Justicia para las Mujeres. (FASP-2016)	\$1,322,000.00	\$0.00	\$1,322,000.00	\$1,187,070.51	\$0.00	\$1,187,070.51	\$1,187,070.51	\$0.00	\$1,187,070.51	\$1,187,070.51	\$0.00	\$1,187,070.51	\$134,929.49	\$0.00	\$134,929.49
	5000	Bienes Muebles, Inmuebles e Intangibles	\$1,322,000.00	\$0.00	\$1,322,000.00	\$1,187,070.51	\$0.00	\$1,187,070.51	\$1,187,070.51	\$0.00	\$1,187,070.51	\$1,187,070.51	\$0.00	\$1,187,070.51	\$134,929.49	\$0.00	\$134,929.49
3		Profesionalización de las Instituciones de Seguridad Pública. (FASP-2016)	\$2,350,000.00	\$0.00	\$2,350,000.00	\$2,322,998.64	\$0.00	\$2,322,998.64	\$2,322,998.64	\$0.00	\$2,322,998.64	\$2,322,998.64	\$0.00	\$2,322,998.64	\$27,001.36	\$0.00	\$27,001.36
	3000	Servicios Generales	\$2,350,000.00	\$0.00	\$2,350,000.00	\$2,322,998.64	\$0.00	\$2,322,998.64	\$2,322,998.64	\$0.00	\$2,322,998.64	\$2,322,998.64	\$0.00	\$2,322,998.64	\$27,001.36	\$0.00	\$27,001.36
4		Implementación y desarrollo del sistema de justicia penal y sistemas complementarios. (FASP-2016)	\$28,277,251.00	\$0.00	\$28,277,251.00	\$28,277,247.30	\$0.00	\$28,277,247.30	\$28,277,247.30	\$0.00	\$28,277,247.30	\$28,277,247.30	\$0.00	\$28,277,247.30	\$3.70	\$0.00	\$3.70
	3000	Servicios Generales	\$14,800,000.00	\$0.00	\$14,800,000.00	\$14,799,996.30	\$0.00	\$14,799,996.30	\$14,799,996.30	\$0.00	\$14,799,996.30	\$14,799,996.30	\$0.00	\$14,799,996.30	\$3.70	\$0.00	\$3.70
	6000	Inversión Pública	\$13,477,251.00	\$0.00	\$13,477,251.00	\$13,477,251.00	\$0.00	\$13,477,251.00	\$13,477,251.00	\$0.00	\$13,477,251.00	\$13,477,251.00	\$0.00	\$13,477,251.00	\$0.00	\$0.00	\$0.00
9		Fortalecimiento de capacidades para la prevención y combate a delitos de alto impacto. (FASP-2016)	\$20,229,715.21	\$0.00	\$20,229,715.21	\$20,177,486.62	\$0.00	\$20,177,486.62	\$20,177,486.62	\$0.00	\$20,177,486.62	\$20,177,486.62	\$0.00	\$20,177,486.62	\$52,228.59	\$0.00	\$52,228.59
	5000	Bienes Muebles, Inmuebles e Intangibles	\$10,229,715.21	\$0.00	\$10,229,715.21	\$10,177,486.62	\$0.00	\$10,177,486.62	\$10,177,486.62	\$0.00	\$10,177,486.62	\$10,177,486.62	\$0.00	\$10,177,486.62	\$52,228.59	\$0.00	\$52,228.59
	6000	Inversión Pública	\$10,000,000.00	\$0.00	\$10,000,000.00	\$10,000,000.00	\$0.00	\$10,000,000.00	\$10,000,000.00	\$0.00	\$10,000,000.00	\$10,000,000.00	\$0.00	\$10,000,000.00	\$0.00	\$0.00	\$0.00
3		Profesionalización de las Instituciones de Seguridad Pública. (FASP-Refrendo 2015)	\$750,001.48	\$0.00	\$750,001.48	\$739,999.44	\$0.00	\$739,999.44	\$739,999.44	\$0.00	\$739,999.44	\$739,999.44	\$0.00	\$739,999.44	\$10,002.04	\$0.00	\$10,002.04
	3000	Servicios Generales	\$750,001.48	\$0.00	\$750,001.48	\$739,999.44	\$0.00	\$739,999.44	\$739,999.44	\$0.00	\$739,999.44	\$739,999.44	\$0.00	\$739,999.44	\$10,002.04	\$0.00	\$10,002.04
4		Instrumentación de la estrategia en el combate al secuestro (UECS). (FASP- Refrendo 2015)	\$10,000,000.00	\$0.00	\$10,000,000.00	\$10,000,000.00	\$0.00	\$10,000,000.00	\$10,000,000.00	\$0.00	\$10,000,000.00	\$10,000,000.00	\$0.00	\$10,000,000.00	\$0.00	\$0.00	\$0.00
	6000	Inversión Pública	\$10,000,000.00	\$0.00	\$10,000,000.00	\$10,000,000.00	\$0.00	\$10,000,000.00	\$10,000,000.00	\$0.00	\$10,000,000.00	\$10,000,000.00	\$0.00	\$10,000,000.00	\$0.00	\$0.00	\$0.00
8		Nuevo Sistema de Justicia Penal. (FASP- Refrendo 2015)	\$7,091,108.92	\$0.00	\$7,091,108.92	\$7,015,101.80	\$0.00	\$7,015,101.80	\$7,015,101.80	\$0.00	\$7,015,101.80	\$7,015,101.80	\$0.00	\$7,015,101.80	\$76,007.12	\$0.00	\$76,007.12
	3000	Servicios Generales	\$7,091,108.92	\$0.00	\$7,091,108.92	\$7,015,101.80	\$0.00	\$7,015,101.80	\$7,015,101.80	\$0.00	\$7,015,101.80	\$7,015,101.80	\$0.00	\$7,015,101.80	\$76,007.12	\$0.00	\$76,007.12
4		Instrumentación de la estrategia en el combate al secuestro (UECS) FASP-Economías 2015	\$56,420.00	\$0.00	\$56,420.00	\$0.00	\$0.00	\$0.00	\$0.00	\$0.00	\$0.00	\$0.00	\$0.00	\$0.00	\$56,420.00	\$0.00	\$56,420.00
	5000	Bienes Muebles, Inmuebles e Intangibles.	\$56,420.00	\$0.00	\$56,420.00	\$0.00	\$0.00	\$0.00	\$0.00	\$0.00	\$0.00	\$0.00	\$0.00	\$0.00	\$56,420.00	\$0.00	\$56,420.00
3		Profesionalización de las Instituciones de Seguridad Pública. (FASP-Refrendo 2014)	\$827,154.45	\$0.00	\$827,154.45	\$814,654.96	\$0.00	\$814,654.96	\$814,654.96	\$0.00	\$814,654.96	\$814,654.96	\$0.00	\$814,654.96	\$12,499.49	\$0.00	\$12,499.49
	3000	Servicios Generales	\$827,154.45	\$0.00	\$827,154.45	\$814,654.96	\$0.00	\$814,654.96	\$814,654.96	\$0.00	\$814,654.96	\$814,654.96	\$0.00	\$814,654.96	\$12,499.49	\$0.00	\$12,499.49
8		Nuevo Sistema de Justicia Penal. (FASP-Refrendo 2014)	\$202,486.63	\$0.00	\$202,486.63	\$202,486.63	\$0.00	\$202,486.63	\$202,486.63	\$0.00	\$202,486.63	\$202,486.63	\$0.00	\$202,486.63	\$0.00	\$0.00	\$0.00
	6000	Inversión Pública	\$202,486.63	\$0.00	\$202,486.63	\$202,486.63	\$0.00	\$202,486.63	\$202,486.63	\$0.00	\$202,486.63	\$202,486.63	\$0.00	\$202,486.63	\$0.00	\$0.00	\$0.00
16		Genética forense. (FASP-Refrendo 2014)	\$307,857.92	\$0.00	\$307,857.92	\$0.00	\$0.00	\$0.00	\$0.00	\$0.00	\$0.00	\$0.00	\$0.00	\$0.00	\$307,857.92	\$0.00	\$307,857.92
	2000	Materiales y Suministros	\$124,635.12	\$0.00	\$124,635.12	\$0.00	\$0.00	\$0.00	\$0.00	\$0.00	\$0.00	\$0.00	\$0.00	\$0.00	\$124,635.12	\$0.00	\$124,635.12
	5000	Bienes Muebles, Inmuebles e Intangibles	\$183,222.80	\$0.00	\$183,222.80	\$0.00	\$0.00	\$0.00	\$0.00	\$0.00	\$0.00	\$0.00	\$0.00	\$0.00	\$183,222.80	\$0.00	\$183,222.80
4		Instrumentación de la Estrategia en el Combate al Secuestro (UECS) Refrendo 2014)	\$541,381.93	\$786,360.82	\$1,327,742.75	\$541,381.93	\$786,360.82	\$1,327,742.75	\$541,381.93	\$786,360.82	\$1,327,742.75	\$541,381.93	\$786,360.82	\$1,327,742.75	\$0.00	\$0.00	\$0.00
	6000	Inversión Pública	\$541,381.93	\$786,360.82	\$1,327,742.75	\$541,381.93	\$786,360.82	\$1,327,742.75	\$541,381.93	\$786,360.82	\$1,327,742.75	\$541,381.93	\$786,360.82	\$1,327,742.75	\$0.00	\$0.00	\$0.00


PROGRAMA	CAPITULO	ANEXO TECNICO/PROGRAMA CON PRIORIDAD NACIONAL	FINANCIAMIENTO CONJUNTO														
			IMPORTE CONVENIDO			COMPROMETIDO			DEVENGADO			PAGADO			SALDO POR EJERCER		
			FEDERAL	ESTATAL	TOTAL	FEDERAL	ESTATAL	TOTAL	FEDERAL	ESTATAL	TOTAL	FEDERAL	ESTATAL	TOTAL	FEDERAL	ESTATAL	TOTAL
3		Profesionalización de las Instituciones de Seguridad Pública. (FASP-Economías 2014)	\$9,769.33	\$0.00	\$9,769.33	\$0.00	\$0.00	\$0.00	\$0.00	\$0.00	\$0.00	\$0.00	\$0.00	\$0.00	\$9,769.33	\$0.00	\$9,769.33
	3000	Servicios Generales	\$9,769.33	\$0.00	\$9,769.33	\$0.00	\$0.00	\$0.00	\$0.00	\$0.00	\$0.00	\$0.00	\$0.00	\$0.00	\$9,769.33	\$0.00	\$9,769.33
11		Sistema Nacional de Información de Seguridad Pública. (Base de datos) FASP-Economías 2014)	\$30,569.40	\$0.00	\$30,569.40	\$0.00	\$0.00	\$0.00	\$0.00	\$0.00	\$0.00	\$0.00	\$0.00	\$0.00	\$30,569.40	\$0.00	\$30,569.40
	5000	Bienes Muebles, Inmuebles e Intangibles	\$30,569.40	\$0.00	\$30,569.40	\$0.00	\$0.00	\$0.00	\$0.00	\$0.00	\$0.00	\$0.00	\$0.00	\$0.00	\$30,569.40	\$0.00	\$30,569.40

Realizó




LAE. Jorge Forjesea Morales
 Depto. de Planeación y Desarrollo

Revisó



C.P. Robertony Estrada Patiño
 Subdirector de Planeación

Autorizó



C.P. Alfonso A. Rustrián Zaragoza
 Director General de Planeación

	2000	Materiales y Suministros	0.00	53,421.54	53,421.54	0.00	53,412.34	53,412.34	0.00	53,412.34	53,412.34	0.00	53,412.34	53,412.34	0.00	9.20	9.20
	3000	Servicios Generales	555,000.00	20,000.00	575,000.00	554,999.99	19,999.99	574,999.99	554,999.99	19,999.99	574,999.99	554,999.99	19,999.99	574,999.99	554,999.99	0.01	0.02
		RED NACIONAL DE RADIOCOMUNICACIONES (ECONOMIA 2015)	4,076,350.62	341,074.32	4,417,424.94	4,076,350.62	341,074.32	4,417,424.94	4,076,350.62	341,074.32	4,417,424.94	4,076,350.62	341,074.32	4,417,424.94	4,076,350.62	0.00	0.00
	3000	Servicios Generales	4,076,350.62	341,074.32	4,417,424.94	4,076,350.62	341,074.32	4,417,424.94	4,076,350.62	341,074.32	4,417,424.94	4,076,350.62	341,074.32	4,417,424.94	4,076,350.62	0.00	0.00
		RED NACIONAL DE RADIOCOMUNICACIONES (ECONOMIA 2014)	0.00	5,170.88	5,170.88	0.00	5,170.87	5,170.87	0.00	5,170.87	5,170.87	0.00	5,170.87	5,170.87	0.00	0.01	0.01
	5000	Bienes Muebles, Inmuebles o Intangibles	0.00	5,170.88	5,170.88	0.00	5,170.87	5,170.87	0.00	5,170.87	5,170.87	0.00	5,170.87	5,170.87	0.00	0.01	0.01
		RED NACIONAL DE RADIOCOMUNICACIONES (ECONOMIA 2015)	396,060.00	53,930.61	449,990.61	384,202.53	52,391.25	436,593.78	384,202.53	52,391.25	436,593.78	384,202.53	52,391.25	436,593.78	384,202.53	0.00	0.00
	2000	Materiales y Suministros	396,060.00	53,930.61	449,990.61	384,202.53	52,391.25	436,593.78	384,202.53	52,391.25	436,593.78	384,202.53	52,391.25	436,593.78	384,202.53	0.00	0.00
		FORTALECIMIENTO DE PROGRAMAS PRIORITARIOS DE LAS INSTITUCIONES ESTATALES DE SEGURIDAD PÚBLICA E IMPARTICIÓN DE JUSTICIA (ECONOMIAS 2014)	291.88	21,685.71	21,977.59	291.88	21,685.71	21,977.59	291.88	21,685.71	21,977.59	291.88	21,685.71	21,977.59	291.88	0.01	0.44
	2000	Materiales y Suministros	291.88	21,685.71	21,977.59	291.88	21,685.71	21,977.59	291.88	21,685.71	21,977.59	291.88	21,685.71	21,977.59	291.88	0.01	0.44
		FORTALECIMIENTO DE PROGRAMAS PRIORITARIOS DE LAS INSTITUCIONES ESTATALES DE SEGURIDAD PÚBLICA E IMPARTICIÓN DE JUSTICIA (ECONOMIAS 2015)	845,956.39	2,279,795.65	3,125,752.04	845,945.81	2,279,557.82	3,125,503.63	845,945.81	2,279,557.82	3,125,503.63	845,945.81	2,279,557.82	3,125,503.63	845,945.81	0.00	0.00
	2000	Materiales y Suministros	845,956.39	2,279,795.65	3,125,752.04	845,945.81	2,279,557.82	3,125,503.63	845,945.81	2,279,557.82	3,125,503.63	845,945.81	2,279,557.82	3,125,503.63	845,945.81	0.00	0.00
		FORTALECIMIENTO DE PROGRAMAS PRIORITARIOS DE LAS INSTITUCIONES ESTATALES DE SEGURIDAD PÚBLICA E IMPARTICIÓN DE JUSTICIA (RENDIMIENTOS 2014 Y 2015)	3,575,926.48	0.00	3,575,926.48	3,575,926.48	0.00	3,575,926.48	3,575,926.48	0.00	3,575,926.48	3,575,926.48	0.00	3,575,926.48	3,575,926.48	0.00	35.12
	2000	Materiales y Suministros	3,575,926.48	0.00	3,575,926.48	3,575,926.48	0.00	3,575,926.48	3,575,926.48	0.00	3,575,926.48	3,575,926.48	0.00	3,575,926.48	3,575,926.48	0.00	35.12
		FORTALECIMIENTO DE PROGRAMAS PRIORITARIOS DE LAS INSTITUCIONES ESTATALES DE SEGURIDAD PÚBLICA E IMPARTICIÓN DE JUSTICIA (RENDIMIENTOS 2015)	368,775.60	0.00	368,775.60	368,631.48	0.00	368,631.48	368,631.48	0.00	368,631.48	368,631.48	0.00	368,631.48	368,631.48	0.00	368,775.60
	2000	Materiales y Suministros	368,775.60	0.00	368,775.60	368,631.48	0.00	368,631.48	368,631.48	0.00	368,631.48	368,631.48	0.00	368,631.48	368,631.48	0.00	368,775.60
		SISTEMA NACIONAL DE INFORMACIÓN (BASE DE DATOS-REFERENDO 2015)	0.00	53,500.00	53,500.00	0.00	11,932.92	11,932.92	0.00	11,932.92	11,932.92	0.00	11,932.92	11,932.92	0.00	41,567.08	41,567.08
	5000	Bienes Muebles, Inmuebles o Intangibles	0.00	53,500.00	53,500.00	0.00	11,932.92	11,932.92	0.00	11,932.92	11,932.92	0.00	11,932.92	11,932.92	0.00	41,567.08	41,567.08
		REGISTRO PÚBLICO VEHICULAR (REFERENDO 2015)	0.00	84,424.17	84,424.17	0.00	83,914.05	83,914.05	0.00	83,914.05	83,914.05	0.00	83,914.05	83,914.05	0.00	510.12	510.12
	2000	Materiales y Suministros	0.00	69,841.60	69,841.60	0.00	69,412.73	69,412.73	0.00	69,412.73	69,412.73	0.00	69,412.73	69,412.73	0.00	428.87	428.87
	3000	Servicios Generales	0.00	14,582.57	14,582.57	0.00	14,501.32	14,501.32	0.00	14,501.32	14,501.32	0.00	14,501.32	14,501.32	0.00	81.25	81.25
		REGISTRO PÚBLICO VEHICULAR (ECONOMIA 2015)	305,400.00	0.00	305,400.00	305,370.00	0.00	305,370.00	305,370.00	0.00	305,370.00	305,370.00	0.00	305,370.00	305,370.00	0.00	30.00
	5000	Bienes Muebles, Inmuebles o Intangibles	305,400.00	0.00	305,400.00	305,370.00	0.00	305,370.00	305,370.00	0.00	305,370.00	305,370.00	0.00	305,370.00	305,370.00	0.00	30.00
		SISTEMA NACIONAL DE ATENCIÓN DE LLAMADAS DE EMERGENCIA Y DENUNCIA CIUDADANA (SESESP-REFERENDO 2015)	4,205,556.40	38,888.71	4,244,445.11	4,204,741.72	38,888.71	4,243,630.43	4,204,741.72	38,888.71	4,243,630.43	4,204,741.72	38,888.71	4,243,630.43	4,204,741.72	814.68	0.00
	2000	Materiales y Suministros	0.00	38,888.71	38,888.71	0.00	38,888.71	38,888.71	0.00	38,888.71	38,888.71	0.00	38,888.71	38,888.71	0.00	0.00	0.00
	3000	Servicios Generales	3,058,314.66	0.00	3,058,314.66	3,057,499.98	0.00	3,057,499.98	3,057,499.98	0.00	3,057,499.98	3,057,499.98	0.00	3,057,499.98	3,057,499.98	814.68	0.00
	5000	Bienes Muebles, Inmuebles o Intangibles	1,147,241.74	0.00	1,147,241.74	1,147,241.74	0.00	1,147,241.74	1,147,241.74	0.00	1,147,241.74	1,147,241.74	0.00	1,147,241.74	1,147,241.74	0.00	0.00
		SISTEMA NACIONAL DE ATENCIÓN DE LLAMADAS DE EMERGENCIA Y DENUNCIA CIUDADANA (SESESP-ECONOMIA 2015)	0.00	309,752.20	309,752.20	0.00	309,752.20	309,752.20	0.00	309,752.20	309,752.20	0.00	309,752.20	309,752.20	0.00	0.00	0.00
	2000	Materiales y Suministros	0.00	309,752.20	309,752.20	0.00	309,752.20	309,752.20	0.00	309,752.20	309,752.20	0.00	309,752.20	309,752.20	0.00	0.00	0.00
		EVALUACION DE LOS DISTINTOS PROGRAMAS Y ACCIONES (PROGRAMAS DE SEGUIMIENTO Y EVALUACION) "REFERENDO 2015"	652,500.00	0.00	652,500.00	652,500.00	0.00	652,500.00	652,500.00	0.00	652,500.00	652,500.00	0.00	652,500.00	652,500.00	0.00	0.00
	3000	Servicios Generales	652,500.00	0.00	652,500.00	652,500.00	0.00	652,500.00	652,500.00	0.00	652,500.00	652,500.00	0.00	652,500.00	652,500.00	0.00	0.00

SERVIDOR PÚBLICO QUE ACTUALIZO: L.A.E. ALICIA SÁNCHEZ ROJAS, ANALISTA DEL PROGRAMA SISTEMA NACIONAL DE INFORMACIÓN
DEPENDENCIA: SECRETARADO EJECUTIVO DEL SISTEMA ESTATAL DE SEGURIDAD PÚBLICA DEL ESTADO DE CHIAPAS.PWEB:"http://www.seesp.chiapas.gob.mx
DIRECCION:BOULEVARD,FIDEL VELAZQUEZ S/N CP 29047,TUXTLA GUTIERREZ,CHIAPAS,MEXICO. COMPUTADOR:(961) 6179700,EXTS. 15017 Y/O 15093

Vo. Bo.



Lic. María Alejandra Gutiérrez Moreno
JEFA DE LA UNIDAD DE APOYO
ADMINISTRATIVO



GOBIERNO DEL ESTADO DE CHIAPAS

FORMATO GENERAL
SISTEMA NACIONAL DE SEGURIDAD PÚBLICA
AVANCE EN LA APLICACIÓN DE LOS RECURSOS ASIGNADOS A LOS PROGRAMAS DE SEGURIDAD PÚBLICA 2016
(Cifras al 31 de Diciembre de 2016)
(PESOS)
ENTIDAD FEDERATIVA: CHIAPAS

CENTRO ESTATAL DE PREVENCIÓN SOCIAL DE LA VIOLENCIA Y PARTICIPACIÓN CIUDADANA

PROGRAMA	CAPÍTULO	ANEXO TECNICO/ PROGRAMA CON PRIORIDAD NACIONAL	FINANCIAMIENTO CONJUNTO														
			IMPORTE CONVENIDO			COMPROMETIDO			DEVENGADO			PAGADO			SALDO POR EJERCER		
			FEDERAL	ESTATAL	TOTAL	FEDERAL	ESTATAL	TOTAL	FEDERAL	ESTATAL	TOTAL	FEDERAL	ESTATAL	TOTAL	FEDERAL	ESTATAL	TOTAL
1		DESARROLLO DE CAPACIDADES EN LAS INSTITUCIONES LOCALES PARA EL DISEÑO DE POLITICAS PÚBLICAS DESTINADAS A LA PREVENCIÓN SOCIAL DE LA VIOLENCIA Y LA DELINCUENCIA CON PARTICIPACIÓN CIUDADANA EN TEMAS DE SEGURIDAD PÚBLICA (2016)	0.00	9,483,230.66	9,483,230.66	0.00	9,037,723.00	9,037,723.00	0.00	9,037,723.00	9,037,723.00	0.00	7,631,640.00	7,631,640.00	0.00	445,507.66	445,507.66
	1000	1000 Servicios Personales	0.00	4,182,224.56	4,182,224.56	0.00	4,178,993.83	4,178,993.83	0.00	4,178,993.83	4,178,993.83	0.00	4,062,410.83	4,062,410.83	0.00	3,230.73	3,230.73
	2000	2000 Materiales y Suministros	0.00	665,558.43	665,558.43	0.00	652,320.48	652,320.48	0.00	652,320.48	652,320.48	0.00	354,620.48	354,620.48	0.00	13,237.95	13,237.95
	3000	3000 Servicios Generales	0.00	4,453,443.38	4,453,443.38	0.00	4,029,391.28	4,029,391.28	0.00	4,029,391.28	4,029,391.28	0.00	3,037,591.28	3,037,591.28	0.00	424,052.10	424,052.10
	4000	4000 Otros Subsidios	0.00	119,294.69	119,294.69	0.00	116,583.73	116,583.73	0.00	116,583.73	116,583.73	0.00	116,583.73	116,583.73	0.00	2,710.96	2,710.96
	5000	5000 Bienes Muebles, Inmuebles o Intangibles	0.00	62,709.60	62,709.60	0.00	60,433.68	60,433.68	0.00	60,433.68	60,433.68	0.00	60,433.68	60,433.68	0.00	2,275.92	2,275.92

SERVIDOR PÚBLICO QUE ACTUALIZÓ: LIC. JUAN CARLOS CANCINO SANCHEZ, ANALISTA "G" DEL CENTRO ESTATAL DE PREVENCIÓN SOCIAL DE LA VIOLENCIA Y LA DELINCUENCIA CON PARTICIPACIÓN CIUDADANA.
 Dirección: Boulevard, Fidel Velázquez S/N CP 29047, Tuxtla Gutiérrez, Chiapas, México
 Conmutador: (961) 6179700, exts. 15015 • <http://www.cesp.chiapas.gob.mx>

Vo. Bo.

LIC. ANA KAREN MONZÓN PÉREZ
JEFA DEL AREA DE APOYO ADMINISTRATIVO

Table with columns: AÑO, ENTIDAD, PROGRAMAS, CAPITULO, CONCEPTO, PARTIDA ESPECIFICA, ORIGEN DE LOS RECURSOS (FEDERAL, ESTATALES, FINANCIAMIENTO), RECURSOS EJERCIDOS, RECURSOS DEVENGADOS, RECURSOS COMPROMETIDOS, RECURSOS DISPONIBLES, META CONVENIDA Y MODIFICADA, META AL CANZADA, META POR ALCANZAR.

Handwritten signature/initials.

Vo. Bo. LIC. ANA KAREN MONZÓN PÉREZ
JEFA DEL ÁREA DE APOYO ADMINISTRATIVO

SERVICOR PÚBLICO QUE ACTUALIZÓ: LIC. JUAN CARLOS CANCINO SANCHEZ ANALISTA "G" DEL CENTRO ESTATAL DE PREVENCIÓN SOCIAL DE LA VIOLENCIA Y PARTICIPACIÓN CIUDADANA
Dirección: Boulevard, Fidel Velázquez S/N CP 29047 Tuxtla Gutiérrez, Chiapas, México
Conmutador: (961)6179700 Exts. 15015

FORMATO GENERAL
SISTEMA NACIONAL DE SEGURIDAD PÚBLICA
AVANCE EN LA APLICACIÓN DE LOS RECURSOS ASIGNADOS A LOS PROGRAMAS DE SEGURIDAD PÚBLICA 2016
(Cifras al 31 de Diciembre de 2016)
(PESOS)
ENTIDAD FEDERATIVA: CHIAPAS

PROGRAMA	CAPÍTULO	ANEXO TÉCNICO/PROGRAMA CON PRIORIDAD NACIONAL	FINANCIAMIENTO CONJUNTO														
			IMPORTE CONVENIDO			COMPROMETIDO			DEVENGADO			PAGADO			SALDO POR EJERCER		
			FEDERAL	ESTATAL	TOTAL	FEDERAL	ESTATAL	TOTAL	FEDERAL	ESTATAL	TOTAL	FEDERAL	ESTATAL	TOTAL	FEDERAL	ESTATAL	TOTAL
		Fortalecimiento de las Capacidades de Evaluación en Control de Confianza	6,356,718.96	24,492,735.32	30,849,454.28	6,119,866.86	22,014,195.71	28,134,062.57	6,119,866.86	22,014,195.71	28,134,062.57	6,119,866.86	20,996,051.80	27,115,918.66	236,852.10	2,478,539.61	2,715,391.71
	1000	Servicios Personales	0.00	22,525,412.04	22,525,412.04	0.00	20,245,328.38	20,245,328.38	0.00	20,245,328.38	20,245,328.38	0.00	19,702,204.47	19,702,204.47	0.00	2,280,083.66	2,280,083.66
	2000	Materiales y Suministros	5,074,709.24	200,000.00	5,274,709.24	5,053,302.76	198,673.20	5,251,975.96	5,053,302.76	198,673.20	5,251,975.96	5,053,302.76	198,673.20	5,251,975.96	21,406.48	1,326.80	22,733.28
	3000	Servicios Generales	0.00	1,108,225.62	1,108,225.62	0.00	1,017,485.68	1,017,485.68	0.00	1,017,485.68	1,017,485.68	0.00	542,465.68	542,465.68	0.00	90,739.94	90,739.94
	4000	Transferencias, Asignaciones, Subsidios y Otras Ayudas	0.00	659,097.66	659,097.66	0.00	552,708.45	552,708.45	0.00	552,708.45	552,708.45	0.00	552,708.45	552,708.45	0.00	106,389.21	106,389.21
	5000	Bienes Muebles, Inmuebles e Intangibles	1,282,009.72	0.00	1,282,009.72	1,066,564.10	0.00	1,066,564.10	1,066,564.10	0.00	1,066,564.10	1,066,564.10	0.00	1,066,564.10	215,445.62	0.00	215,445.62
	02	Profesionalización de las Instituciones de Seguridad Pública	326,380.00	620,000.00	946,380.00	257,299.98	318,110.80	575,410.78	257,299.98	318,110.80	575,410.78	0.00	318,110.80	318,110.80	69,080.02	301,889.20	370,969.22
	3000	Servicios Generales	326,380.00	620,000.00	946,380.00	257,299.98	318,110.80	575,410.78	257,299.98	318,110.80	575,410.78	0.00	318,110.80	318,110.80	69,080.02	301,889.20	370,969.22
	02	Fortalecimiento de las Capacidades de Evaluación en Control de Confianza (Refrendos Ejercicio 2015)	186,296.00	0.00	186,296.00	186,296.00	0.00	186,296.00	186,296.00	0.00	186,296.00	186,296.00	0.00	186,296.00	0.00	0.00	0.00
	5000	Bienes Muebles, Inmuebles e Intangibles	186,296.00	0.00	186,296.00	186,296.00	0.00	186,296.00	186,296.00	0.00	186,296.00	186,296.00	0.00	186,296.00	0.00	0.00	0.00
	02	Fortalecimiento de las Capacidades de Evaluación en Control de Confianza (Gastos Comprometidos y/o Devengados por Registrar 2015)	0.00	36,253.42	36,253.42	0.00	36,253.42	36,253.42	0.00	36,253.42	36,253.42	0.00	36,253.42	36,253.42	0.00	0.00	0.00
	1000	Servicios Generales	0.00	35,887.42	35,887.42	0.00	35,887.42	35,887.42	0.00	35,887.42	35,887.42	0.00	35,887.42	35,887.42	0.00	0.00	0.00
	3000	Servicios Generales	0.00	366.00	366.00	0.00	366.00	366.00	0.00	366.00	366.00	0.00	366.00	366.00	0.00	0.00	0.00
	02	Fortalecimiento de las Capacidades de Evaluación en Control de Confianza (Economías de Ejercicios Anteriores 2015)	3,791,763.72	2,207,225.51	5,998,989.23	3,771,804.37	1,722,107.90	5,493,912.27	3,771,804.37	1,722,107.90	5,493,912.27	2,833,621.34	0.00	2,833,621.34	19,959.35	485,117.61	505,076.96
	2000	Materiales y Suministros	0.00	256,110.00	256,110.00	0.00	256,070.12	256,070.12	0.00	256,070.12	256,070.12	0.00	0.00	0.00	0.00	39.88	39.88
	3000	Servicios Generales	0.00	150,000.00	150,000.00	0.00	0.00	0.00	0.00	0.00	0.00	0.00	0.00	0.00	150,000.00	150,000.00	
	5000	Bienes Muebles, Inmuebles e Intangibles	989,524.80	1,801,115.51	2,790,640.31	987,645.43	1,466,037.78	2,453,683.21	987,645.43	1,466,037.78	2,453,683.21	49,462.40	0.00	49,462.40	1,879.37	335,077.73	336,957.10
	6000	Inversión Pública	2,802,238.92	0.00	2,802,238.92	2,784,158.94	0.00	2,784,158.94	2,784,158.94	0.00	2,784,158.94	2,784,158.94	0.00	2,784,158.94	18,079.98	0.00	18,079.98
	02	Fortalecimiento de las Capacidades de Evaluación en Control de Confianza (Economías de Ejercicios Anteriores 2014)	1,561,122.14	1,651,792.31	3,212,914.45	1,561,092.59	1,550,117.47	3,111,210.06	1,561,092.59	1,550,117.47	3,111,210.06	1,561,092.59	1,550,117.47	3,111,210.06	29.55	101,674.84	101,704.39
	2000	Materiales y Suministros	1,561,122.14	951,792.31	2,512,914.45	1,561,092.59	950,417.47	2,511,510.06	1,561,092.59	950,417.47	2,511,510.06	1,561,092.59	950,417.47	2,511,510.06	29.55	1,374.84	1,404.39
	5000	Bienes Muebles, Inmuebles e Intangibles	0.00	700,000.00	700,000.00	0.00	599,700.00	599,700.00	0.00	599,700.00	599,700.00	0.00	599,700.00	599,700.00	0.00	100,300.00	100,300.00

* Fuente de Información: Estado Presupuestal que emite el SIshe con corte al 31 de Diciembre del 2016.

CP. Alfredo de Jesús Hernández Ovalle
Jefe de la Unidad de Planeación

