

SECRETARÍA DE SEGURIDAD Y PROTECCIÓN CIUDADANA

FORMATO GENERAL

SISTEMA NACIONAL DE SEGURIDAD PÚBLICA

AVANCE EN LA APLICACION DE LOS RECURSOS ASIGNADOS A LOS PROGRAMAS DE SEGURIDAD PÚBLICA 2016

(cifras al 30 de Septiembre del 2016)

(PESOS)

ENTIDAD FEDERATIVA: CHIAPAS

GOBIERNO DEL
ESTADO DE CHIAPAS

PROCESO MA	CAPITULO	ANEXO TECNICO/PROGRAMA CON PRIORIDAD NACIONAL	FINANCIAMIENTO CONJUNTO														
			IMPORTE CONVENIDO			COMPROMETIDO			DEVENGADO			PAGADO			SALDO POR EJERCER		
			FEDERAL	ESTATAL	TOTAL	FEDERAL	ESTATAL	TOTAL	FEDERAL	ESTATAL	TOTAL	FEDERAL	ESTATAL	TOTAL	FEDERAL	ESTATAL	TOTAL
3		Profesionalización de las Instituciones de Seguridad Pública	7,340,000.00	0.00	7,340,000.00	3,250,000.00	0.00	3,250,000.00	3,250,000.00	0.00	3,250,000.00	3,250,000.00	0.00	3,250,000.00	4,090,000.00	0.00	4,090,000.00
3000		Servicios Generales	7,340,000.00	0.00	7,340,000.00	3,250,000.00	0.00	3,250,000.00	3,250,000.00	0.00	3,250,000.00	3,250,000.00	0.00	3,250,000.00	4,090,000.00	0.00	4,090,000.00
9		Implementación y Desarrollo del Sistema de Justicia penal y Sistema Complementario	19,259,279.52	0.00	19,259,279.52	3,975,928.00	0.00	3,975,928.00	3,975,928.00	0.00	3,975,928.00	3,975,928.00	0.00	3,975,928.00	14,395,851.52	0.00	14,395,851.52
3000		Servicios Generales	7,100,000.00	0.00	7,100,000.00	3,550,000.00	0.00	3,550,000.00	3,550,000.00	0.00	3,550,000.00	3,550,000.00	0.00	3,550,000.00	2,662,500.00	0.00	2,662,500.00
5000		Bienes Muebles, Inmuebles e Intangibles	733,351.52	0.00	733,351.52	0.00	0.00	0.00	0.00	0.00	0.00	0.00	0.00	0.00	733,351.52	0.00	733,351.52
6000		Inversión Pública	11,425,928.00	0.00	11,425,928.00	425,928.00	0.00	425,928.00	425,928.00	0.00	425,928.00	425,928.00	0.00	425,928.00	11,000,000.00	0.00	11,000,000.00
8		Fortalecimiento al Sistema Penitenciario Nacional y de Ejecución de Medidas para Adolescentes	12,808,885.92	6,284,276.75	18,903,162.67	2,832,661.31	0.00	2,832,661.31	2,832,661.31	0.00	2,832,661.31	2,832,661.31	0.00	2,832,661.31	2,568,082.09	5,000,000.00	7,568,082.09
2000		Materiales y Suministros	7,111,252.73		7,111,252.73	42,899.00		42,899.00	42,899.00		42,899.00	42,899.00		42,899.00	457,101.00		457,101.00
3000		Servicios Generales	0.00	5,000,000.00	5,000,000.00	0.00	0.00	0.00	0.00	0.00	0.00	0.00	0.00	0.00	5,000,000.00	0.00	5,000,000.00
5000		Bienes Muebles, Inmuebles e Intangibles	696,889.79	1,294,276.75	1,891,166.54	0.00	0.00	0.00	0.00	0.00	0.00	0.00	0.00	0.00	0.00	0.00	0.00
6000		Inversión Pública	4,900,743.40	0.00	4,900,743.40	2,789,762.31	0.00	2,789,762.31	2,789,762.31	0.00	2,789,762.31	2,789,762.31	0.00	2,789,762.31	2,110,981.09	0.00	2,110,981.09
11		Sistema Nacional de Información	2,500,000.00	5,075,723.25	7,575,723.25	0.00	1,942,382.72	1,942,382.72	0.00	1,942,382.72	1,942,382.72	0.00	1,942,382.72	1,942,382.72	2,500,000.00	1,161,787.51	3,681,787.51
1000		Servicios Personales	0.00	4,639,399.71	4,639,399.71	0.00	1,909,361.72	1,909,361.72	0.00	1,909,361.72	1,909,361.72	0.00	1,909,361.72	1,909,361.72	0.00	1,155,458.83	1,155,458.83
3000		Servicios Generales	2,500,000.00	89,024.54	2,589,024.54	0.00	33,021.00	33,021.00	0.00	33,021.00	33,021.00	0.00	33,021.00	33,021.00	2,500,000.00	26,328.68	2,526,328.68
4000		Transferencias, Asignaciones, Subsidios y Otras Ayudas	0.00	347,299.00	347,299.00	0.00	0.00	0.00	0.00	0.00	0.00	0.00	0.00	0.00	0.00	0.00	0.00
17		Fortalecimiento de Programas Prioritarios de las Instituciones Estatales de Seguridad Pública e Impartición de Justicia	82,258,152.08	0.00	82,258,152.08	46,285,176.02	0.00	46,285,176.02	46,285,176.02	0.00	46,285,176.02	46,285,176.02	0.00	46,285,176.02	27,316,020.52	0.00	27,316,020.52
2000		Materiales y Suministros	25,601,151.51	0.00	25,601,151.51	20,786,268.46	0.00	20,786,268.46	20,786,268.46	0.00	20,786,268.46	20,786,268.46	0.00	20,786,268.46	1,713,483.05		1,713,483.05
5000		Bienes Muebles, Inmuebles e Intangibles	657,000.55	0.00	657,000.55	0.00	0.00	0.00	0.00	0.00	0.00	0.00	0.00	657,000.55	0.00	657,000.55	
6000		Inversión Pública	56,000,000.00	0.00	56,000,000.00	25,498,907.56	0.00	25,498,907.56	25,498,907.56	0.00	25,498,907.56	25,498,907.56	0.00	25,498,907.56	24,945,536.92	0.00	24,945,536.92
17		Fortalecimiento de Programas Prioritarios de las Instituciones Estatales de Seguridad Pública e Impartición de Justicia (Referendo FASP 2015)	10,083,969.32	0.00	10,083,969.32	10,083,969.32	0.00	10,083,969.32	10,083,969.32	0.00	10,083,969.32	10,083,969.32	0.00	10,083,969.32	0.00	0.00	0.00
5000		Bienes Muebles, Inmuebles e Intangibles	2,874,999.69	0.00	2,874,999.69	2,874,999.69	0.00	2,874,999.69	2,874,999.69	0.00	2,874,999.69	2,874,999.69	0.00	2,874,999.69	0.00	0.00	0.00
6000		Inversión Pública	7,208,969.63	0.00	7,208,969.63	7,208,969.63	0.00	7,208,969.63	7,208,969.63	0.00	7,208,969.63	7,208,969.63	0.00	7,208,969.63	0.00	0.00	0.00

SECRETARÍA DE SEGURIDAD Y PROTECCIÓN CIUDADANA

FORMATO GENERAL

SISTEMA NACIONAL DE SEGURIDAD PÚBLICA

AVANCE EN LA APLICACION DE LOS RECURSOS ASIGNADOS A LOS PROGRAMAS DE SEGURIDAD PÚBLICA 2016

(cifras al 30 de Septiembre del 2016)

(PESOS)

ENTIDAD FEDERATIVA: CHIAPAS

GOBIERNO DEL
ESTADO DE CHIAPAS

PROGRAMA	CAPÍTULO	ANEXO TECNICO/PROGRAMA CON PRIORIDAD NACIONAL	FINANCIAMIENTO CONJUNTO																
			IMPORTE CONVENIDO			COMPROMETIDO			DEVENGADO			PAGADO			SALDO POR EJERCER				
			FEDERAL	ESTATAL	TOTAL	FEDERAL	ESTATAL	TOTAL	FEDERAL	ESTATAL	TOTAL	FEDERAL	ESTATAL	TOTAL	FEDERAL	ESTATAL	TOTAL		
17		Fortalecimiento de Programas Prioritarios de las Instituciones Estatales de Seguridad Pública e Impartición de Justicia (Economías FASP 2015)	6,663,268.66	0.00	6,663,268.66	0.00	0.00	0.00	0.00	0.00	0.00	0.00	0.00	0.00	0.00	0.00	6,663,268.66	0.00	6,663,268.66
	2000	Materiales y Suministros	41,885.62	0.00	41,885.62	0.00	0.00	0.00	0.00	0.00	0.00	0.00	0.00	0.00	0.00	0.00	41,885.62	0.00	41,885.62
	3000	Servicios Generales	3,800.00	0.00	3,800.00	0.00	0.00	0.00	0.00	0.00	0.00	0.00	0.00	0.00	0.00	0.00	3,800.00	0.00	3,800.00
	5000	Bienes Muebles, Inmuebles e Intangibles	6,612,464.23	0.00	6,612,464.23	0.00	0.00	0.00	0.00	0.00	0.00	0.00	0.00	0.00	0.00	0.00	6,612,464.23	0.00	6,612,464.23
	6000	Inversion Publica	5,108.71	0.00	5,108.71	0.00	0.00	0.00	0.00	0.00	0.00	0.00	0.00	0.00	0.00	0.00	5,108.71	0.00	5,108.71
17		Fortalecimiento de Programas Prioritarios de las Instituciones Estatales de Seguridad Pública e Impartición de Justicia (Rendimientos FASP 2016)	1,324,000.00	0.00	1,324,000.00	0.00	0.00	0.00	0.00	0.00	0.00	0.00	0.00	0.00	0.00	0.00	1,324,000.00	0.00	1,324,000.00
	2000	Materiales y Suministros	1,324,000.00	0.00	1,324,000.00	0.00	0.00	0.00	0.00	0.00	0.00	0.00	0.00	0.00	0.00	0.00	1,324,000.00	0.00	1,324,000.00
3		Profesionalización de las Instituciones de Seguridad Pública (Economías FASP 2016)	550,000.00	0.00	550,000.00	0.00	0.00	0.00	0.00	0.00	0.00	0.00	0.00	0.00	0.00	0.00	55,000.00	0.00	55,000.00
	3000	Servicios Generales	550,000.00	0.00	550,000.00	0.00	0.00	0.00	0.00	0.00	0.00	0.00	0.00	0.00	0.00	0.00	55,000.00	0.00	55,000.00
9		Fortalecimiento de las Capacidades Humanas y Tecnologías del Sistema Penitenciario Nacional (Referendo FASP 2016)	12,229,134.11	0.00	12,229,134.11	12,229,134.11	0.00	12,229,134.11	12,229,134.11	0.00	12,229,134.11	12,229,134.11	0.00	12,229,134.11	0.00	0.00	0.00	0.00	0.00
	5000	Bienes Muebles, Inmuebles e Intangibles	5,975,000.00	0.00	5,975,000.00	5,975,000.00	0.00	5,975,000.00	5,975,000.00	0.00	5,975,000.00	5,975,000.00	0.00	5,975,000.00	0.00	0.00	0.00	0.00	0.00
	6000	Inversion Publica	6,254,134.11	0.00	6,254,134.11	6,254,134.11	0.00	6,254,134.11	6,254,134.11	0.00	6,254,134.11	6,254,134.11	0.00	6,254,134.11	0.00	0.00	0.00	0.00	0.00
9		Fortalecimiento de las Capacidades Humanas y Tecnologías del Sistema Penitenciario Nacional (Economías FASP 2015)	3,982,297.68	0.00	3,982,297.68	0.00	0.00	0.00	0.00	0.00	0.00	0.00	0.00	0.00	0.00	0.00	3,982,297.68	0.00	3,982,297.68
	2000	Materiales y Suministros	9,007.78	0.00	9,007.78	0.00	0.00	0.00	0.00	0.00	0.00	0.00	0.00	0.00	0.00	0.00	9,007.78	0.00	9,007.78
	5000	Bienes Muebles, Inmuebles e Intangibles	3,950,012.71	0.00	3,950,012.71	0.00	0.00	0.00	0.00	0.00	0.00	0.00	0.00	0.00	0.00	0.00	3,950,012.71	0.00	3,950,012.71
	6000	Inversion Publica	23,277.19	0.00	23,277.19	0.00	0.00	0.00	0.00	0.00	0.00	0.00	0.00	0.00	0.00	0.00	23,277.19	0.00	23,277.19
		Sistema Nacional de Informacion (Base de Datos) Economías FASP 2016	0.00	191,917.71	191,917.71	0.00	0.00	0.00	0.00	0.00	0.00	0.00	0.00	0.00	0.00	0.00	0.00	191,917.71	191,917.71
	1000	Servicios Personales	0.00	167,006.35	167,006.35	0.00	0.00	0.00	0.00	0.00	0.00	0.00	0.00	0.00	0.00	0.00	0.00	167,006.35	167,006.35
	3000	Servicios Generales	0.00	24,911.36	24,911.36	0.00	0.00	0.00	0.00	0.00	0.00	0.00	0.00	0.00	0.00	0.00	0.00	24,911.36	24,911.36
8		Prevencion Social de la Violencia y la Delincuencia con Participacion Ciudadana (Economías FASP 2014)	0.00	320,083.91	320,083.91	0.00	274,432.70	274,432.70	0.00	274,432.70	274,432.70	0.00	274,432.70	274,432.70	0.00	0.00	0.00	45,651.21	45,651.21
	5000	Bienes Muebles, Inmuebles e Intangibles	0.00	274,451.33	274,451.33	0.00	274,432.70	274,432.70	0.00	274,432.70	274,432.70	0.00	274,432.70	274,432.70	0.00	0.00	0.00	18.63	18.63

SECRETARIA DE SEGURIDAD Y PROTECCION CIUDADANA

FORMATO GENERAL

SISTEMA NACIONAL DE SEGURIDAD PUBLICA

AVANCE EN LA APLICACION DE LOS RECURSOS ASIGNADOS A LOS PROGRAMAS DE SEGURIDAD PUBLICA 2016

(cifras al 30 de Septiembre del 2016)

(PESOS)

ENTIDAD FEDERATIVA: CHIAPAS

GOBIERNO DEL
ESTADO DE CHIAPAS


PROGRAMA	CARTULO	ANEXO TECNICO/PROGRAMA CON PRIORIDAD NACIONAL	FINANCIAMIENTO CONJUNTO															
			IMPORTE CONVENIDO			COMPROMETIDO			DEVENGADO			PAGADO			SALDO POR EJERCER			
			FEDERAL	ESTATAL	TOTAL	FEDERAL	ESTATAL	TOTAL	FEDERAL	ESTATAL	TOTAL	FEDERAL	ESTATAL	TOTAL	FEDERAL	ESTATAL	TOTAL	
	1000	Servicios Personales	0.00	44,754.08	44,754.08	0.00	0.00	0.00	0.00	0.00	0.00	0.00	0.00	0.00	0.00	0.00	44,754.08	44,754.08
	3000	Servicios Generales	0.00	878.50	878.50	0.00	0.00	0.00	0.00	0.00	0.00	0.00	0.00	0.00	0.00	0.00	878.50	878.50
3		Red Nacional de Telecomunicaciones (Economías FASP 2014)	1,012,300.35	0.00	1,012,300.35	994,846.82	0.00	994,846.82	994,846.82	0.00	994,846.82	994,846.82	0.00	994,846.82	17,453.53	0.00	17,453.53	17,453.53
	3000	Servicios Generales	1,012,300.35	0.00	1,012,300.35	994,846.82	0.00	994,846.82	994,846.82	0.00	994,846.82	994,846.82	0.00	994,846.82	17,453.53	0.00	17,453.53	17,453.53
3		Fortalecimiento de Programas Prioritarios de las Instituciones Estatales de Seguridad Publica e Impartición de Justicia (Economías FASP 2014)	973,453.38	0.00	973,453.38	973,453.38	0.00	973,453.38	973,453.38	0.00	973,453.38	973,453.38	0.00	973,453.38	0.01	0.00	0.01	0.01
	6000	Bienes Muebles, Inmuebles e Intangibles	973,453.38	0.00	973,453.38	973,453.38	0.00	973,453.38	973,453.38	0.00	973,453.38	973,453.38	0.00	973,453.38	0.01	0.00	0.01	0.01

C.P. ROBERTO LOPEZ MONZON

JEFE DEL AREA DE RECURSOS FINANCIEROS Y CONTABILIDAD

Table with columns for AÑO, MODALIDAD, PROGRAMA, SUBPROGRAMA, ACTIVIDAD, FONTE DE RECURSOS, and various financial breakdowns (FEDERAL, MUNICIPAL, SUBTOTAL, etc.) for different educational levels and subjects.

Table with columns for AG, UNIDAD, PROGRAMAS, CAPÍTULOS, SUBCAPÍTULOS, and various financial columns (APORTACIONES FEDERALES, ANEXO DE BIENES, etc.).



FORMATO GENERAL
 SISTEMA NACIONAL DE SEGURIDAD PÚBLICA
 AVANCE EN LA APLICACIÓN DE LOS RECURSOS ASIGNADOS A LOS PROGRAMAS DE SEGURIDAD PÚBLICA 2016
 Cifras al 30 de Septiembre de 2016
 (PESOS)
 ENTIDAD FEDERATIVA: CHIAPAS



PROGRAMA	CAPÍTULO	ANEXO TECNICO/PROGRAMA CON PRIORIDAD NACIONAL	FINANCIAMIENTO CONJUNTO														
			IMPORTE CONVENIDO			COMPROMETIDO			DEVENGADO			PAGADO			SALDO POR EJERCER		
			FEDERAL	ESTATAL	TOTAL	FEDERAL	ESTATAL	TOTAL	FEDERAL	ESTATAL	TOTAL	FEDERAL	ESTATAL	TOTAL	FEDERAL	ESTATAL	TOTAL
		Total Proyectos	\$11,895,128.16	\$0.00	\$11,895,128.16	\$0.00	\$0.00	\$0.00	\$7,455,744.72	\$0.00	\$7,455,744.72	\$7,455,744.72	\$0.00	\$7,455,744.72	\$4,439,383.44	\$0.00	\$4,439,383.44
3		Profesionalización de las Instituciones de Seguridad Pública (FASP 2016)	\$3,637,000.00	\$0.00	\$3,637,000.00	\$0.00	\$0.00	\$0.00	\$0.00	\$0.00	\$0.00	\$0.00	\$0.00	\$0.00	\$3,637,000.00	\$0.00	\$3,637,000.00
	2000	Materiales y Suministros	\$2,567,000.00	\$0.00	\$2,567,000.00	\$0.00	\$0.00	\$0.00	\$0.00	\$0.00	\$0.00	\$0.00	\$0.00	\$0.00	\$2,567,000.00	\$0.00	\$2,567,000.00
	6000	Bienes Muebles, Inmuebles e Intangibles	\$1,070,000.00	\$0.00	\$1,070,000.00	\$0.00	\$0.00	\$0.00	\$0.00	\$0.00	\$0.00	\$0.00	\$0.00	\$0.00	\$1,070,000.00	\$0.00	\$1,070,000.00
3		Profesionalización de las Instituciones de Seguridad Pública. (FASP REFRENDO 2015)	\$8,258,128.16	\$0.00	\$8,258,128.16	\$0.00	\$0.00	\$0.00	\$7,455,744.72	\$0.00	\$7,455,744.72	\$7,455,744.72	\$0.00	\$7,455,744.72	\$802,383.44	\$0.00	\$802,383.44
	5000	Bienes Muebles, Inmuebles e Intangibles	\$5,900,000.00	\$0.00	\$5,900,000.00	\$0.00	\$0.00	\$0.00	\$5,900,000.00	\$0.00	\$5,900,000.00	\$5,900,000.00	\$0.00	\$5,900,000.00	\$0.00	\$0.00	\$0.00
	6000	Bienes Muebles, Inmuebles e Intangibles	\$2,358,128.16	\$0.00	\$2,358,128.16	\$0.00	\$0.00	\$0.00	\$1,555,744.72	\$0.00	\$1,555,744.72	\$1,555,744.72	\$0.00	\$1,555,744.72	\$802,383.44	\$0.00	\$802,383.44

Elaboró

Ing. José Alfredo Sánchez Aguilar,
Encargado de la Unidad de Planeación

Revisó

D.P. Romeo Meza Alfaro,
Jefe de la Unidad de Apoyo Admvo.

V. Bo.

Lic. Nicolás de Jesús Trinidad Náfate,
Director General

FORMATO GENERAL
SISTEMA NACIONAL DE SEGURIDAD PUBLICA
AVANCE EN LA APLICACIÓN DE LOS RECURSOS ASIGNADOS A LOS PROGRAMAS DE SEGURIDAD PÚBLICA 2016
(Cifras al 30 de Septiembre de 2016)
(PESOS)
ENTIDAD FEDERATIVA: CHIAPAS


Programa	Capítulo	Anexo Técnico/Programa con Prioridad Nacional	Financiamiento Conjunto														
			Importe Convenido			Comprometido			Devengado			Pagado			Saldo por Ejercer		
			Federal	Estatal	Total	Federal	Estatal	Total	Federal	Estatal	Total	Federal	Estatal	Total	Federal	Estatal	Total
4	5000	Implementación y Desarrollo del Sistema de Justicia Penal y Sistemas Complementarios (2016)	12,265,034.71	0.00	12,265,034.71	12,262,134.96	0.00	12,262,134.96	0.00	0.00	0.00	0.00	0.00	0.00	2,899.75	0.00	2,899.75
		Bienes Muebles, Inmuebles e Intangibles	12,265,034.71	0.00	12,265,034.71	12,262,134.96	0.00	12,262,134.96	0.00	0.00	0.00	0.00	0.00	0.00	2,899.75	0.00	2,899.75
8	6000	Nuevo Sistema de Justicia Penal (2015)	8,750,000.00	0.00	8,750,000.00	8,750,000.00	0.00	8,750,000.00	6,749,616.40	0.00	6,749,616.40	6,749,616.40	0.00	6,749,616.40	0.00	0.00	0.00
		Inversión Pública	8,750,000.00	0.00	8,750,000.00	8,750,000.00	0.00	8,750,000.00	6,749,616.40	0.00	6,749,616.40	6,749,616.40	0.00	6,749,616.40	0.00	0.00	0.00
8	6000	Nuevo Sistema de Justicia Penal (2014)	108,151.02	0.00	108,151.02	108,151.02	0.00	108,151.02	108,151.02	0.00	108,151.02	108,151.02	0.00	108,151.02	0.00	0.00	0.00
		Inversión Pública	108,151.02	0.00	108,151.02	108,151.02	0.00	108,151.02	108,151.02	0.00	108,151.02	108,151.02	0.00	108,151.02	0.00	0.00	0.00

Elaboró



C.P. Rubén Primitivo Orantes Trinidad
Jefe de Departamento

Visto Bueno



C.P. Julio César Vazquez Pérez
Director

PROGRAMA	CAPITULO	ANEXO TECNICO/PROGRAMA CON PRIORIDAD NACIONAL	FINANCIAMIENTO CONJUNTO														
			IMPORTE CONVENIDO			COMPROMETIDO			DEVENGADO			PAGADO			SALDO POR EJERCER		
			FEDERAL	ESTATAL	TOTAL	FEDERAL	ESTATAL	TOTAL	FEDERAL	ESTATAL	TOTAL	FEDERAL	ESTATAL	TOTAL	FEDERAL	ESTATAL	TOTAL
7		Acceso a la Justicia para las Mujeres. (FASP-2016)	\$1,322,000.00	\$0.00	\$1,322,000.00	\$1,001,532.40	\$0.00	\$1,001,532.40	\$1,001,532.40	\$0.00	\$1,001,532.40	\$1,001,532.40	\$0.00	\$1,001,532.40	\$320,467.60	\$0.00	\$320,467.60
	5000	Bienes Muebles, Inmuebles e Intangibles	\$1,322,000.00	\$0.00	\$1,322,000.00	\$1,001,532.40	\$0.00	\$1,001,532.40	\$1,001,532.40	\$0.00	\$1,001,532.40	\$1,001,532.40	\$0.00	\$1,001,532.40	\$320,467.60	\$0.00	\$320,467.60
3		Profesionalización de las Instituciones de Seguridad Pública. (FASP-2016)	\$2,350,000.00	\$0.00	\$2,350,000.00	\$412,999.44	\$0.00	\$412,999.44	\$412,999.44	\$0.00	\$412,999.44	\$412,999.44	\$0.00	\$412,999.44	\$1,937,000.56	\$0.00	\$1,937,000.56
	3000	Servicios Generales	\$2,350,000.00	\$0.00	\$2,350,000.00	\$412,999.44	\$0.00	\$412,999.44	\$412,999.44	\$0.00	\$412,999.44	\$412,999.44	\$0.00	\$412,999.44	\$1,937,000.56	\$0.00	\$1,937,000.56
4		Implementación y desarrollo del sistema de justicia penal y sistemas complementarios. (FASP-2016)	\$28,277,251.00	\$0.00	\$28,277,251.00	\$14,602,249.74	\$0.00	\$14,602,249.74	\$14,602,249.74	\$0.00	\$14,602,249.74	\$13,477,251.00	\$0.00	\$13,477,251.00	\$13,675,001.26	\$0.00	\$13,675,001.26
	3000	Servicios Generales	\$14,800,000.00	\$0.00	\$14,800,000.00	\$1,124,998.74	\$0.00	\$1,124,998.74	\$1,124,998.74	\$0.00	\$1,124,998.74	\$1,124,998.74	\$0.00	\$1,124,998.74	\$13,675,001.26	\$0.00	\$13,675,001.26
	6000	Inversión Pública	\$13,477,251.00	\$0.00	\$13,477,251.00	\$13,477,251.00	\$0.00	\$13,477,251.00	\$13,477,251.00	\$0.00	\$13,477,251.00	\$13,477,251.00	\$0.00	\$13,477,251.00	\$0.00	\$0.00	\$0.00
9		Fortalecimiento de capacidades para la prevención y combate a delitos de alto impacto. (FASP-2016)	\$20,229,715.21	\$0.00	\$20,229,715.21	\$19,925,111.18	\$0.00	\$19,925,111.18	\$19,925,111.18	\$0.00	\$19,925,111.18	\$10,177,486.62	\$0.00	\$10,177,486.62	\$304,604.03	\$0.00	\$304,604.03
	5000	Bienes Muebles, Inmuebles e Intangibles	\$10,229,715.21	\$0.00	\$10,229,715.21	\$10,177,486.62	\$0.00	\$10,177,486.62	\$10,177,486.62	\$0.00	\$10,177,486.62	\$10,177,486.62	\$0.00	\$10,177,486.62	\$52,228.59	\$0.00	\$52,228.59
	6000	Inversión Pública	\$10,000,000.00	\$0.00	\$10,000,000.00	\$9,747,624.56	\$0.00	\$9,747,624.56	\$9,747,624.56	\$0.00	\$9,747,624.56	\$9,747,624.56	\$0.00	\$9,747,624.56	\$252,375.44	\$0.00	\$252,375.44
3		Profesionalización de las Instituciones de Seguridad Pública. (FASP-Refrendo 2015)	\$750,001.48	\$0.00	\$750,001.48	\$499,999.44	\$0.00	\$499,999.44	\$499,999.44	\$0.00	\$499,999.44	\$499,999.44	\$0.00	\$499,999.44	\$250,002.04	\$0.00	\$250,002.04
	3000	Servicios Generales	\$750,001.48	\$0.00	\$750,001.48	\$499,999.44	\$0.00	\$499,999.44	\$499,999.44	\$0.00	\$499,999.44	\$499,999.44	\$0.00	\$499,999.44	\$250,002.04	\$0.00	\$250,002.04
4		Instrumentación de la estrategia en el combate al secuestro (UECS). (FASP- Refrendo 2015)	\$10,000,000.00	\$0.00	\$10,000,000.00	\$10,000,000.00	\$0.00	\$10,000,000.00	\$10,000,000.00	\$0.00	\$10,000,000.00	\$10,000,000.00	\$0.00	\$10,000,000.00	\$0.00	\$0.00	\$0.00
	6000	Inversión Pública	\$10,000,000.00	\$0.00	\$10,000,000.00	\$10,000,000.00	\$0.00	\$10,000,000.00	\$10,000,000.00	\$0.00	\$10,000,000.00	\$10,000,000.00	\$0.00	\$10,000,000.00	\$0.00	\$0.00	\$0.00
8		Nuevo Sistema de Justicia Penal. (FASP- Refrendo 2015)	\$7,091,108.92	\$0.00	\$7,091,108.92	\$2,909,102.00	\$0.00	\$2,909,102.00	\$2,909,102.00	\$0.00	\$2,909,102.00	\$2,909,102.00	\$0.00	\$2,909,102.00	\$4,182,006.92	\$0.00	\$4,182,006.92
	3000	Servicios Generales	\$7,091,108.92	\$0.00	\$7,091,108.92	\$2,909,102.00	\$0.00	\$2,909,102.00	\$2,909,102.00	\$0.00	\$2,909,102.00	\$2,909,102.00	\$0.00	\$2,909,102.00	\$4,182,006.92	\$0.00	\$4,182,006.92
4		Instrumentación de la estrategia en el combate al secuestro (UECS) FASP-Economías 2015	\$56,420.00	\$0.00	\$56,420.00	\$0.00	\$0.00	\$0.00	\$0.00	\$0.00	\$0.00	\$0.00	\$0.00	\$0.00	\$56,420.00	\$0.00	\$56,420.00
	5000	Bienes Muebles, Inmuebles e Intangibles.	\$56,420.00	\$0.00	\$56,420.00	\$0.00	\$0.00	\$0.00	\$0.00	\$0.00	\$0.00	\$0.00	\$0.00	\$0.00	\$56,420.00	\$0.00	\$56,420.00
3		Profesionalización de las Instituciones de Seguridad Pública. (FASP-Refrendo 2014)	\$827,154.45	\$0.00	\$827,154.45	\$814,654.96	\$0.00	\$814,654.96	\$814,654.96	\$0.00	\$814,654.96	\$814,654.96	\$0.00	\$814,654.96	\$12,499.49	\$0.00	\$12,499.49
	3000	Servicios Generales	\$827,154.45	\$0.00	\$827,154.45	\$814,654.96	\$0.00	\$814,654.96	\$814,654.96	\$0.00	\$814,654.96	\$814,654.96	\$0.00	\$814,654.96	\$12,499.49	\$0.00	\$12,499.49
8		Nuevo Sistema de Justicia Penal. (FASP-Refrendo 2014)	\$202,486.63	\$0.00	\$202,486.63	\$202,486.63	\$0.00	\$202,486.63	\$202,486.63	\$0.00	\$202,486.63	\$202,486.63	\$0.00	\$202,486.63	\$0.00	\$0.00	\$0.00
	6000	Inversión Pública	\$202,486.63	\$0.00	\$202,486.63	\$202,486.63	\$0.00	\$202,486.63	\$202,486.63	\$0.00	\$202,486.63	\$202,486.63	\$0.00	\$202,486.63	\$0.00	\$0.00	\$0.00
16		Genética forense. (FASP-Refrendo 2014)	\$307,857.92	\$0.00	\$307,857.92	\$0.00	\$0.00	\$0.00	\$0.00	\$0.00	\$0.00	\$0.00	\$0.00	\$0.00	\$307,857.92	\$0.00	\$307,857.92
	2000	Materiales y Suministros	\$124,635.12	\$0.00	\$124,635.12	\$0.00	\$0.00	\$0.00	\$0.00	\$0.00	\$0.00	\$0.00	\$0.00	\$0.00	\$124,635.12	\$0.00	\$124,635.12
	5000	Bienes Muebles, Inmuebles e Intangibles	\$183,222.80	\$0.00	\$183,222.80	\$0.00	\$0.00	\$0.00	\$0.00	\$0.00	\$0.00	\$0.00	\$0.00	\$0.00	\$183,222.80	\$0.00	\$183,222.80
4		Instrumentación de la Estrategia en el Combate al Secuestro (UECS) (FASP- Refrendo 2014)	\$541,381.93	\$786,360.82	\$1,327,742.75	\$541,381.93	\$786,360.82	\$1,327,742.75	\$541,381.93	\$786,360.82	\$1,327,742.75	\$541,381.93	\$786,360.82	\$1,327,742.75	\$0.00	\$0.00	\$0.00
	6000	Inversión Pública	\$541,381.93	\$786,360.82	\$1,327,742.75	\$541,381.93	\$786,360.82	\$1,327,742.75	\$541,381.93	\$786,360.82	\$1,327,742.75	\$541,381.93	\$786,360.82	\$1,327,742.75	\$0.00	\$0.00	\$0.00


PROGRAMA	CAPÍTULO	ANEXO TECNICO/PROGRAMA CON PRIORIDAD NACIONAL	FINANCIAMIENTO CONJUNTO																
			IMPORTE CONVENIDO			COMPROMETIDO			DEVENGADO			PAGADO			SALDO POR EJERCER				
			FEDERAL	ESTATAL	TOTAL	FEDERAL	ESTATAL	TOTAL	FEDERAL	ESTATAL	TOTAL	FEDERAL	ESTATAL	TOTAL	FEDERAL	ESTATAL	TOTAL		
3		Profesionalización de las Instituciones de Seguridad Pública. (FASP-Economías 2014)	\$9,769.33	\$0.00	\$9,769.33	\$0.00	\$0.00	\$0.00	\$0.00	\$0.00	\$0.00	\$0.00	\$0.00	\$0.00	\$0.00	\$0.00	\$9,769.33	\$0.00	\$9,769.33
	3000	Servicios Generales	\$9,769.33	\$0.00	\$9,769.33	\$0.00	\$0.00	\$0.00	\$0.00	\$0.00	\$0.00	\$0.00	\$0.00	\$0.00	\$0.00	\$0.00	\$9,769.33	\$0.00	\$9,769.33
11		Sistema Nacional de Información de Seguridad Pública. (Base de datos) FASP-Economías 2014)	\$30,569.40	\$0.00	\$30,569.40	\$0.00	\$0.00	\$0.00	\$0.00	\$0.00	\$0.00	\$0.00	\$0.00	\$0.00	\$0.00	\$0.00	\$30,569.40	\$0.00	\$30,569.40
	5000	Bienes Muebles, Inmuebles e Intangibles	\$30,569.40	\$0.00	\$30,569.40	\$0.00	\$0.00	\$0.00	\$0.00	\$0.00	\$0.00	\$0.00	\$0.00	\$0.00	\$0.00	\$0.00	\$30,569.40	\$0.00	\$30,569.40

Realizó



LAE Jorge Fonseca Morales
 Dépto. de Planeación y Desarrollo

Revisó



C.P. Robertony Estrada Patiño
 Subdirector de Planeación

Autorizó



C.P. Alfonso A. Rustrian Zaragoza
 Director General de Planeación



GOBIERNO DEL ESTADO DE CHIAPAS

FORMATO GENERAL
SISTEMA NACIONAL DE SEGURIDAD PÚBLICA
AVANCE EN LA APLICACIÓN DE LOS RECURSOS ASIGNADOS A LOS PROGRAMAS DE SEGURIDAD PÚBLICA 2015
(Cifras al 30 de Septiembre del 2016)
(PESOS)

SECRETARIADO EJECUTIVO
DEL SISTEMA ESTATAL DE
SEGURIDAD PÚBLICA

ENTIDAD FEDERATIVA: CHIAPAS

PROGRAMA	CAPÍTULO	ANEXO TECNICO/PROGRAMA CON PRIORIDAD NACIONAL	FINANCIAMIENTO CONJUNTO														
			IMPORTE CONVENIDO			COMPROMETIDO			DEVENGADO			PAGADO			SALDO POR EJERCER		
			FEDERAL	ESTATAL	TOTAL	FEDERAL	ESTATAL	TOTAL	FEDERAL	ESTATAL	TOTAL	FEDERAL	ESTATAL	TOTAL	FEDERAL	ESTATAL	TOTAL
2		DESARROLLO, PROFESIONALIZACIÓN Y CERTIFICACIÓN POLICIAL	19,717,463.81	222,836.19	19,940,300.00	17,927,163.81	222,836.19	18,150,000.00	6,812,163.81	222,836.19	7,035,000.00	6,812,163.81	222,836.19	7,035,000.00	12,905,300.00	0.00	12,905,300.00
		PROFESIONALIZACIÓN DE LAS INSTITUCIONES DE SEGURIDAD PÚBLICA	18,890,300.00	0.00	18,890,300.00	17,100,000.00	0.00	17,100,000.00	5,985,000.00	0.00	5,985,000.00	5,985,000.00	0.00	5,985,000.00	12,905,300.00	0.00	12,905,300.00
	3000	Servicios Generales	18,890,300.00	0.00	18,890,300.00	17,100,000.00	0.00	17,100,000.00	5,985,000.00	0.00	5,985,000.00	5,985,000.00	0.00	5,985,000.00	12,905,300.00	0.00	12,905,300.00
	3000	Servicios Generales	827,163.81	222,836.19	1,050,000.00	827,163.81	222,836.19	1,050,000.00	827,163.81	222,836.19	1,050,000.00	827,163.81	222,836.19	1,050,000.00	0.00	0.00	0.00
3		PROFESIONALIZACIÓN DE LAS INSTITUCIONES DE SEGURIDAD PÚBLICA (REFERENDO 2015)	827,163.81	222,836.19	1,050,000.00	827,163.81	222,836.19	1,050,000.00	827,163.81	222,836.19	1,050,000.00	827,163.81	222,836.19	1,050,000.00	0.00	0.00	0.00
	3000	Servicios Generales	827,163.81	222,836.19	1,050,000.00	827,163.81	222,836.19	1,050,000.00	827,163.81	222,836.19	1,050,000.00	827,163.81	222,836.19	1,050,000.00	0.00	0.00	0.00
		TECNOLOGÍAS, INFRAESTRUCTURA Y EQUIPAMIENTO DE APOYO A LA OPERACIÓN POLICIAL	69,513,973.65	16,665,356.05	86,179,329.70	45,869,577.17	6,328,116.04	54,197,693.21	35,512,147.94	6,238,907.04	43,751,049.98	33,614,407.64	4,127,953.17	41,742,760.81	35,899,166.01	6,737,402.88	44,636,568.89
		RED NACIONAL DE RADIOCOMUNICACIONES	21,577,717.32	15,925,793.16	37,503,510.48	20,188,145.00	4,227,847.13	28,415,992.22	9,840,715.66	8,138,633.13	17,979,348.99	7,964,932.78	6,027,684.26	15,992,607.02	13,612,784.56	7,889,108.90	21,510,903.46
	1000	Servicios Personales	0.00	8,218,632.01	8,218,632.01	0.00	4,708,868.05	0.00	4,708,868.05	0.00	4,708,868.05	0.00	4,708,868.05	0.00	3,509,763.96	3,509,763.96	
	2000	Materiales y Suministros	477,717.32	2,549,059.09	3,026,776.41	0.00	1,003,277.69	0.00	992,025.09	0.00	992,025.09	884,942.22	884,942.22	477,717.32	1,664,108.47	2,141,825.79	
	3000	Servicios Generales	19,246,000.00	4,958,973.71	24,204,973.71	19,244,145.20	2,515,701.99	21,759,847.19	8,866,715.97	2,437,739.99	11,324,455.96	7,010,922.87	2,433,873.99	9,444,796.85	12,235,077.13	5,252,099.72	14,700,176.85
	4000	Transferencia, Asignaciones, Ayudas y Otros Subsidios	0.00	199,136.75	199,136.75	0.00	0.00	0.00	0.00	0.00	0.00	0.00	0.00	0.00	0.00	199,136.75	199,136.75
	5000	Bienes Muebles, Inmuebles o Intangibles	1,854,000.00	0.00	1,854,000.00	953,999.69	0.00	953,999.69	953,999.69	0.00	953,999.69	953,999.69	0.00	953,999.69	900,000.11	0.00	900,000.11
		RED NACIONAL DE RADIOCOMUNICACIONES (REFERENDO 2015)	555,000.00	73,421.54	628,421.54	554,999.99	73,412.33	628,412.32	554,999.99	73,412.33	628,412.32	554,999.99	73,412.33	628,412.32	0.01	6.21	9.22
	2000	Materiales y Suministros	0.00	53,412.54	53,412.54	0.00	53,412.34	0.00	53,412.34	0.00	53,412.34	0.00	53,412.34	0.00	53,412.34	0.00	9.20
	3000	Servicios Generales	555,000.00	20,000.00	575,000.00	554,999.99	19,999.99	574,999.98	554,999.99	19,999.99	574,999.98	554,999.99	19,999.99	574,999.98	0.01	0.01	0.02
		RED NACIONAL DE RADIOCOMUNICACIONES (ECONOMIA 2015)	4,076,350.62	341,074.32	4,417,424.94	0.00	0.00	0.00	0.00	0.00	0.00	0.00	0.00	0.00	4,076,350.62	341,074.32	4,417,424.94
	3000	Servicios Generales	4,076,350.62	341,074.32	4,417,424.94	0.00	0.00	0.00	0.00	0.00	0.00	0.00	0.00	0.00	4,076,350.62	341,074.32	4,417,424.94
		RED NACIONAL DE RADIOCOMUNICACIONES (ECONOMIA 2014)	0.00	5,170.88	5,170.88	0.00	5,170.87	5,170.87	0.00	5,170.87	5,170.87	0.00	5,170.87	5,170.87	0.00	0.01	0.01
5000	Bienes Muebles, Inmuebles o Intangibles	0.00	5,170.88	5,170.88	0.00	5,170.87	5,170.87	0.00	5,170.87	5,170.87	0.00	5,170.87	5,170.87	0.00	0.01	0.01	
	SISTEMA DE VIDEO VIGILANCIA (SESEP 2016)	21,298,152.22	469,210.00	21,767,362.22	3,124,343.73	0.00	3,124,343.73	3,124,343.73	0.00	3,124,343.73	3,102,786.53	0.00	3,102,786.53	18,195,355.69	491,210.00	18,693,565.69	
2000	Materiales y Suministros	1,793,742.22	498,210.00	2,291,952.22	0.00	0.00	0.00	0.00	0.00	0.00	0.00	0.00	0.00	1,793,742.22	498,210.00	2,291,952.22	
3000	Servicios Generales	9,905,010.00	0.00	9,905,010.00	3,124,343.73	0.00	3,124,343.73	3,124,343.73	0.00	3,124,343.73	3,102,786.53	0.00	3,102,786.53	6,802,213.47	0.00	6,802,213.47	
5000	Bienes Muebles, Inmuebles o Intangibles	9,599,400.00	0.00	9,599,400.00	0.00	0.00	0.00	0.00	0.00	0.00	0.00	0.00	0.00	9,599,400.00	0.00	9,599,400.00	
	FORTALECIMIENTO DE PROGRAMAS PRIORITARIOS DE LAS INSTITUCIONES ESTATALES DE SEGURIDAD PÚBLICA E IMPARTICIÓN DE JUSTICIA	18,430,500.00	0.00	18,430,500.00	18,415,870.00	0.00	18,415,870.00	18,415,870.00	0.00	18,415,870.00	18,415,870.00	0.00	18,415,870.00	14,630.00	0.00	14,630.00	
2000	Materiales y Suministros	18,430,500.00	0.00	18,430,500.00	18,415,870.00	0.00	18,415,870.00	18,415,870.00	0.00	18,415,870.00	18,415,870.00	0.00	18,415,870.00	14,630.00	0.00	14,630.00	
	FORTALECIMIENTO DE PROGRAMAS PRIORITARIOS DE LAS INSTITUCIONES ESTATALES DE SEGURIDAD PÚBLICA E IMPARTICIÓN DE JUSTICIA (ECONOMIAS 2014)	291.69	21,686.15	21,977.84	291.68	21,685.71	21,977.59	291.68	21,685.71	21,977.59	291.68	21,685.71	21,977.59	0.01	0.44	0.45	
2000	Materiales y Suministros	291.69	21,686.15	21,977.84	291.68	21,685.71	21,977.59	291.68	21,685.71	21,977.59	291.68	21,685.71	21,977.59	0.01	0.44	0.45	
	FORTALECIMIENTO DE PROGRAMAS PRIORITARIOS DE LAS INSTITUCIONES ESTATALES DE SEGURIDAD PÚBLICA E IMPARTICIÓN DE JUSTICIA (RENDIMIENTOS 2014 Y 2015)	3,575,961.60	0.00	3,575,961.60	3,575,926.48	0.00	3,575,926.48	3,575,926.48	0.00	3,575,926.48	3,575,926.48	0.00	3,575,926.48	35.12	0.00	35.12	
2000	Materiales y Suministros	3,575,961.60	0.00	3,575,961.60	3,575,926.48	0.00	3,575,926.48	3,575,926.48	0.00	3,575,926.48	3,575,926.48	0.00	3,575,926.48	35.12	0.00	35.12	
4		IMPLEMENTACIÓN Y DESARROLLO DEL SISTEMA DE JUSTICIA PENAL Y SISTEMAS COMPLEMENTARIOS	0.00	3,000,000.00	3,000,000.00	0.00	2,832,499.25	2,832,499.25	0.00	2,832,499.25	2,832,499.25	0.00	2,832,499.25	0.00	167,500.75	167,500.75	
	2000	Materiales y Suministros	0.00	2,338,782.30	2,338,782.30	0.00	2,334,199.56	2,334,199.56	0.00	2,334,199.56	2,334,199.56	0.00	2,334,199.56	0.00	4,582.74	4,582.74	
	5000	Bienes Muebles, Inmuebles o Intangibles	0.00	661,217.70	661,217.70	0.00	498,299.69	498,299.69	0.00	498,299.69	498,299.69	0.00	498,299.69	0.00	162,918.01	162,918.01	
		SISTEMA NACIONAL DE INFORMACIÓN PARA LA SEGURIDAD PÚBLICA	3,140,400.00	20,940,369.36	24,080,769.36	2,589,939.23	10,606,173.11	13,396,112.34	2,122,298.04	10,696,024.71	12,818,322.75	2,118,266.66	10,590,288.82	12,708,565.48	1,072,133.34	10,350,075.54	11,372,103.88
		SISTEMA NACIONAL DE INFORMACIÓN (BASE DE DATOS)	2,435,000.00	11,110,942.25	13,545,942.25	2,183,843.19	6,688,626.02	8,872,469.21	1,716,102.00	6,576,477.62	8,292,679.62	1,712,170.62	6,473,466.14	8,185,636.76	722,839.38	4,637,476.11	5,260,306.49
	1000	Servicios Personales	0.00	7,601,304.89	7,601,304.89	0.00	4,383,694.49	4,383,694.49	0.00	4,274,812.09	4,274,812.09	0.00	4,274,812.09	0.00	3,326,492.80	3,326,492.80	
	2000	Materiales y Suministros	0.00	2,737,485.98	2,737,485.98	0.00	2,007,884.43	2,007,884.43	0.00	2,007,884.43	2,007,884.43	0.00	1,820,764.95	1,920,764.95	0.00	816,721.03	
	3000	Servicios Generales	800,000.00	551,276.09	1,351,276.09	701,461.79	296,847.10	998,308.89	238,870.60	293,781.10	532,651.70	229,789.22	277,669.10	507,678.32	570,210.78	273,386.99	843,597.77
	4000	Transferencia, Asignaciones, Ayudas y Otros Subsidios	0.00	220,875.29	220,875.29	0.00	0.00	0.00	0.00	0.00	0.00	0.00	0.00	0.00	0.00	220,875.29	220,875.29
	5000	Bienes Muebles, Inmuebles o Intangibles	1,635,000.00	0.00	1,635,000.00	1,482,381.40	0.00	1,482,381.40	1,482,381.40	0.00	1,482,381.40	1,482,381.40	0.00	1,482,381.40	152,618.60	0.00	152,618.60
	SISTEMA NACIONAL DE INFORMACIÓN (BASE DE DATOS-REFERENDO 2015)	0.00	53,500.00	53,500.00	0.00	11,932.92	11,932.92	0.00	11,932.92	11,932.92	0.00	11,932.92	11,932.92	0.00	41,567.08	41,567.08	
5000	Bienes Muebles, Inmuebles o Intangibles	0.00	53,500.00	53,500.00	0.00	11,932.92	11,932.92	0.00	11,932.92	11,932.92	0.00	11,932.92	11,932.92	0.00	41,567.08	41,567.08	
	REGISTRO PÚBLICO VEHICULAR	400,000.00	9,691,502.84	10,091,502.84	100,726.04	4,023,700.12	4,124,426.16	100,726.04	4,023,700.12	4,124,426.16	100,726.04	4,020,965.71	4,121,711.75	299,273.96	5,670,517.29	9,969,791.19	
1000	Servicios Personales	0.00	5,165,353.06	5,165,353.06	0.00	2,871,324.81	2,871,324.81	0.00	2,871,324.81	2,871,324.81	0.00	2,871,324.81	2,871,324.81	0.00	2,284,028.25	2,284,028.25	
2000	Materiales y Suministros	0.00	1,031,200.00	1,031,200.00	0.00	526,725.50	526,725.50	0.00	526,725.50	526,725.50	0.00	526,725.50	526,725.50	0.00	501,474.50	501,474.50	
3000	Servicios Generales	400,000.00	3,362,657.02	3,762,657.02	100,726.04	625,649.81	726,375.85	100,726.04	625,649.81	726,375.85	100,726.04	622,935.40	723,661.44	299,273.96	2,730,921.62	3,039,195.58	

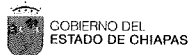
4000	Transferencia,Asignaciones, Ayudas y Otros Subsidios	0.00	132,092.86	132,092.86	0.00	0.00	0.00	0.00	0.00	0.00	0.00	0.00	0.00	0.00	132,092.86	132,092.86
	REGISTRO PÚBLICO VEHICULAR (REFERENDO 2015)	0.00	84,424.17	84,424.17	0.00	83,914.05	83,914.05	0.00	83,914.05	83,914.05	0.00	83,914.05	83,914.05	0.00	84,424.17	84,424.17
2000	Materiales y Suministros	0.00	69,841.60	69,841.60	0.00	69,412.73	69,412.73	0.00	69,412.73	69,412.73	0.00	69,412.73	69,412.73	0.00	69,841.60	69,841.60
3000	Servicios Generales	0.00	14,582.57	14,582.57	0.00	14,501.32	14,501.32	0.00	14,501.32	14,501.32	0.00	14,501.32	14,501.32	0.00	14,582.57	14,582.57
	REGISTRO PÚBLICO VEHICULAR (ECONOMIA 2015)	305,400.00	0.00	305,400.00	305,370.00	0.00	305,370.00	305,370.00	0.00	305,370.00	305,370.00	0.00	305,370.00	305,370.00	305,400.00	305,400.00
500	Bienes Muebles, Inmuebles o Intangibles	305,400.00	0.00	305,400.00	305,370.00	0.00	305,370.00	305,370.00	0.00	305,370.00	305,370.00	0.00	305,370.00	305,370.00	305,400.00	305,400.00
	SISTEMA NACIONAL DE ATENCIÓN DE LLAMADAS DE EMERGENCIA Y DENUNCIA CIUDADANA (SESESP)	28,787,892.08	14,856,208.64	43,644,100.92	16,858,484.41	8,411,272.28	25,269,756.69	16,858,484.41	8,411,272.28	25,269,756.69	16,832,625.41	8,411,272.28	25,243,197.69	11,855,266.67	6,444,936.56	18,400,203.23
1000	Servicios Personales	0.00	13,915,074.93	13,915,074.93	0.00	8,060,404.69	8,060,404.69	0.00	8,060,404.69	8,060,404.69	0.00	8,060,404.69	8,060,404.69	0.00	5,854,670.04	5,854,670.04
3000	Servicios Generales	25,237,892.08	663,301.65	25,901,193.73	15,261,884.41	350,867.39	15,612,751.60	15,261,884.41	350,867.39	15,612,751.60	15,236,025.41	350,867.39	15,586,892.60	10,001,865.67	312,434.26	10,314,300.93
4000	Transferencia,Asignaciones, Ayudas y Otros Subsidios	0.00	277,832.26	277,832.26	0.00	0.00	0.00	0.00	0.00	0.00	0.00	0.00	0.00	0.00	277,832.26	277,832.26
5000	Bienes Muebles, Inmuebles o Intangibles	3,550,000.00	0.00	3,550,000.00	1,596,600.00	0.00	1,596,600.00	1,596,600.00	0.00	1,596,600.00	1,596,600.00	0.00	1,595,600.00	1,953,400.00	0.00	1,953,400.00
	SISTEMA NACIONAL DE ATENCIÓN DE LLAMADAS DE EMERGENCIA Y DENUNCIA CIUDADANA (SESESP-REFERENDO 2015)	4,205,556.40	38,888.71	4,244,445.11	4,204,741.72	38,888.71	4,243,630.43	4,204,741.72	38,888.71	4,243,630.43	4,204,741.72	38,888.71	4,243,630.43	814.68	0.00	814.68
2000	Materiales y Suministros	0.00	38,888.71	38,888.71	0.00	38,888.71	38,888.71	0.00	38,888.71	38,888.71	0.00	38,888.71	38,888.71	0.00	0.00	0.00
3000	Servicios Generales	3,638,314.66	0.00	3,638,314.66	3,057,499.98	0.00	3,057,499.98	3,057,499.98	0.00	3,057,499.98	3,057,499.98	0.00	3,057,499.98	814.68	0.00	814.68
5000	Bienes Muebles, Inmuebles o Intangibles	1,147,241.74	0.00	1,147,241.74	1,147,241.74	0.00	1,147,241.74	1,147,241.74	0.00	1,147,241.74	1,147,241.74	0.00	1,147,241.74	0.00	0.00	0.00
	EVALUACION DE LOS DISTINTOS PROGRAMAS Y ACCIONES	1,500,000.00	7,851,376.83	9,451,376.83	0.00	4,352,670.01	4,352,670.01	0.00	4,210,352.14	4,210,352.14	0.00	4,124,802.00	4,124,802.00	1,500,000.00	3,826,574.83	5,326,574.83
1000	Servicios Personales	0.00	5,455,358.94	5,455,358.94	0.00	3,275,311.99	3,275,311.99	0.00	3,161,122.12	3,161,122.12	0.00	3,161,122.12	3,161,122.12	0.00	2,294,236.82	2,294,236.82
2000	Materiales y Suministros	0.00	1,016,000.00	1,016,000.00	0.00	341,313.90	341,313.90	0.00	341,313.90	341,313.90	0.00	255,763.76	255,763.76	0.00	760,236.24	760,236.24
3000	Servicios Generales	1,500,000.00	1,298,057.12	2,798,057.12	0.00	736,044.12	736,044.12	0.00	707,916.12	707,916.12	0.00	707,916.12	707,916.12	1,500,000.00	590,141.00	2,090,141.00
4000	Transferencia,Asignaciones, Ayudas y Otros Subsidios	0.00	181,960.77	181,960.77	0.00	0.00	0.00	0.00	0.00	0.00	0.00	0.00	0.00	0.00	181,960.77	181,960.77
	EVALUACION DE LOS DISTINTOS PROGRAMAS Y ACCIONES (PROGRAMAS DE SEGUIMIENTO Y EVALUACION) *REFERENDO 2015*	652,500.00	0.00	652,500.00	652,500.00	0.00	652,500.00	652,500.00	0.00	652,500.00	652,500.00	0.00	652,500.00	0.00	0.00	0.00
3000	Servicios Generales	652,500.00	0.00	652,500.00	652,500.00	0.00	652,500.00	652,500.00	0.00	652,500.00	652,500.00	0.00	652,500.00	0.00	0.00	0.00

SERVIDOR PÚBLICO QUE ACTUALIZO: L.A. E. ALICIA SÁNCHEZ ROJAS, ANALISTA DEL PROGRAMA SISTEMA NACIONAL DE INFORMACIÓN
DEPENDENCIA: SECRETARÍA EJECUTIVA DEL SISTEMA ESTATAL DE SEGURIDAD PÚBLICA DEL ESTADO DE CHIAPAS.PWEB: <http://www.sesesp.chiapas.gob.mx>
DIRECCION:BOULEVARD, FIDEL VELAZQUEZ 57N CP 29047, TUXTLA GUTIERREZ, CHIAPAS, MEXICO. CORREO: 061179700, EXTS. 15017 Y/O 15033

CHIAPAS NOS UNE

Vo. Bo.

Lic. María Alejandra Gutiérrez Moreno
JEFA DE LA UNIDAD DE APOYO ADMINISTRATIVO



GOBIERNO DEL
ESTADO DE CHIAPAS

FORMATO GENERAL
SISTEMA NACIONAL DE SEGURIDAD PÚBLICA
AVANCE EN LA APLICACIÓN DE LOS RECURSOS ASIGNADOS A LOS PROGRAMAS DE SEGURIDAD PÚBLICA 2016
(Cifras al 30 de Septiembre de 2016)
(PESOS)

CENTRO ESTATAL DE PREVENCIÓN
SOCIAL DE LA VIOLENCIA
Y PARTICIPACIÓN CIUDADANA

ENTIDAD FEDERATIVA: CHIAPAS

PROGRAMA	CAPÍTULO	ANEXO TECNICO/ PROGRAMA CON PRIORIDAD NACIONAL	FINANCIAMIENTO CONJUNTO														
			IMPORTE CONVENIDO			COMPROMETIDO			DEVENGADO			PAGADO			SALDO POR EJERCER		
			FEDERAL	ESTATAL	TOTAL	FEDERAL	ESTATAL	TOTAL	FEDERAL	ESTATAL	TOTAL	FEDERAL	ESTATAL	TOTAL	FEDERAL	ESTATAL	TOTAL
1		DESARROLLO DE CAPACIDADES EN LAS INSTITUCIONES LOCALES PARA EL DISEÑO DE POLITICAS PÚBLICAS DESTINADAS A LA PREVENCIÓN SOCIAL DE LA VIOLENCIA Y LA DELINCUENCIA CON PARTICIPACIÓN CIUDADANA EN TEMAS DE SEGURIDAD PÚBLICA (2016)	0.00	9,483,230.66	9,483,230.66	0.00	6,782,875.56	6,782,875.56	0.00	4,879,087.75	4,879,087.75	0.00	4,786,834.27	4,786,834.27	0.00	2,700,355.10	2,700,355.10
	1000	Servicios Personales	0.00	4,184,555.04	4,184,555.04	0.00	2,720,145.88	2,720,145.88	0.00	2,576,947.67	2,576,947.67	0.00	2,576,947.67	2,576,947.67	0.00	1,464,409.16	1,464,409.16
	2000	Materiales y Suministros	0.00	665,558.43	665,558.43	0.00	264,620.48	264,620.48	0.00	264,620.48	264,620.48	0.00	172,367.00	172,367.00	0.00	400,937.95	400,937.95
	3000	Servicios Generales	0.00	4,451,112.90	4,451,112.90	0.00	3,737,675.52	3,737,675.52	0.00	1,977,085.92	1,977,085.92	0.00	1,977,085.92	1,977,085.92	0.00	713,437.38	713,437.38
	4000	Otros Subsidios	0.00	119,294.69	119,294.69	0.00	0.00	0.00	0.00	0.00	0.00	0.00	0.00	0.00	0.00	119,294.69	119,294.69
5000	Bienes Muebles, Inmuebles o Intangibles	0.00	62,709.60	62,709.60	0.00	60,433.68	60,433.68	0.00	60,433.68	60,433.68	0.00	60,433.68	60,433.68	0.00	2,275.92	2,275.92	
1		DESARROLLO DE CAPACIDADES EN LAS INSTITUCIONES LOCALES PARA EL DISEÑO DE POLITICAS PÚBLICAS DESTINADAS A LA PREVENCIÓN SOCIAL DE LA VIOLENCIA Y LA DELINCUENCIA CON PARTICIPACIÓN CIUDADANA EN TEMAS DE SEGURIDAD PÚBLICA (REFERENDO 2015)	0.00	2,150,140.00	2,150,140.00	0.00	1,845,198.08	1,845,198.08	0.00	1,845,198.08	1,845,198.08	0.00	1,845,198.08	1,845,198.08	0.00	304,941.92	304,941.92
	3000	Servicios Generales	0.00	1,647,200.00	1,647,200.00	0.00	1,647,200.00	1,647,200.00	0.00	1,647,200.00	1,647,200.00	0.00	1,647,200.00	1,647,200.00	0.00	0.00	0.00
	5000	Bienes Muebles, Inmuebles o Intangibles	0.00	502,940.00	502,940.00	0.00	197,998.08	197,998.08	0.00	197,998.08	197,998.08	0.00	197,998.08	197,998.08	0.00	304,941.92	304,941.92
1		DESARROLLO DE CAPACIDADES EN LAS INSTITUCIONES LOCALES PARA EL DISEÑO DE POLITICAS PÚBLICAS DESTINADAS A LA PREVENCIÓN SOCIAL DE LA VIOLENCIA Y LA DELINCUENCIA CON PARTICIPACIÓN CIUDADANA EN TEMAS DE SEGURIDAD PÚBLICA (ECONOMIAS 2014)	0.00	174,085.04	174,085.04	0.00	0.00	0.00	0.00	0.00	0.00	0.00	0.00	0.00	0.00	174,085.04	174,085.04
	3000	Servicios Generales	0.00	174,085.04	174,085.04	0.00	0.00	0.00	0.00	0.00	0.00	0.00	0.00	0.00	0.00	174,085.04	174,085.04

JCS

SERVIDOR PÚBLICO QUE ACTUALIZÓ: LIC. JUAN CARLOS CÁNCIDO SANCHEZ, ANALISTA "G" DEL CENTRO ESTATAL DE PREVENCIÓN SOCIAL DE LA VIOLENCIA Y LA DELINCUENCIA CON PARTICIPACIÓN CIUDADANA

Dirección: Boulevard, Fidel Velázquez S/N CP 29047, Tuxtla Gutiérrez, Chiapas, México

Conmutador: (961) 6179700, exts. 15015 • <http://www.cesp.chiapas.gob.mx>

Vo. Bo.

LIC. ANA KAREN MONZÓN PÉREZ
JEFA DEL ÁREA DE APOYO ADMINISTRATIVO

Table with columns: AÑO, ENTIDAD, PROGRAMA, CAPÍTULO, CONCEPTO, PARTIDA GEMERICA, PARTIDA ESPECIFICA, PROGRAMAS CON PRIORIDAD NACIONAL, ORIGEN DE LOS RECURSOS (AFORTACIONES FEDERALES (PASP), AFORTACIONES ESTATALES, FINANCIAMIENTO), RECURSOS EJERCIDOS (AFORTACIONES FEDERALES (PASP), AFORTACIONES ESTATALES, FINANCIAMIENTO), RECURSOS DEVENGADOS (AFORTACIONES FEDERALES (PASP), AFORTACIONES ESTATALES, FINANCIAMIENTO), RECURSOS COMPROMETIDOS (AFORTACIONES FEDERALES (PASP), AFORTACIONES ESTATALES, FINANCIAMIENTO), RECURSOS DISPONIBLES (AFORTACIONES FEDERALES (PASP), AFORTACIONES ESTATALES, FINANCIAMIENTO), META CONVENIDA Y MODIFICADA (UNIDAD DE MEDIDA, CANTIDAD, PERSONA), META ALCANZADA (CANTIDAD, PERSONA), META POR ALCANZAR (CANTIDAD, PERSONA).

Handwritten signature or mark.

Handwritten signature or mark.

FORMATO GENERAL
SISTEMA NACIONAL DE SEGURIDAD PÚBLICA
AVANCE EN LA APLICACIÓN DE LOS RECURSOS ASIGNADOS A LOS PROGRAMAS DE SEGURIDAD PÚBLICA 2016
(Cifras al 30 de Septiembre de 2016)
(PESOS)
ENTIDAD FEDERATIVA: CHIAPAS

PROGRAMA	CAPÍTULO	ANEXO TÉCNICO/PROGRAMA CON PRIORIDAD NACIONAL	FINANCIAMIENTO CONJUNTO														
			IMPORTE CONVENIDO			COMPROMETIDO			DEVENGADO			PAGADO			SALDO POR EJERCER		
			FEDERAL	ESTATAL	TOTAL	FEDERAL	ESTATAL	TOTAL	FEDERAL	ESTATAL	TOTAL	FEDERAL	ESTATAL	TOTAL	FEDERAL	ESTATAL	TOTAL
02		Fortalecimiento de las Capacidades de Evaluación en Control de Confianza	6,356,718.96	24,492,735.32	30,849,454.28	57,455.22	12,087,569.01	12,145,024.23	57,455.22	12,087,569.01	12,145,024.23	57,455.22	12,087,569.01	12,145,024.23	6,299,263.74	12,405,166.31	18,704,430.05
	1000	Servicios Personales	0.00	22,525,412.04	22,525,412.04	0.00	11,748,455.40	11,748,455.40	0.00	11,748,455.40	11,748,455.40	0.00	11,748,455.40	11,748,455.40	0.00	10,776,956.64	10,776,956.64
	2000	Materiales y Suministros	5,074,709.24	200,000.00	5,274,709.24	0.00	0.00	0.00	0.00	0.00	0.00	0.00	0.00	0.00	5,074,709.24	200,000.00	5,274,709.24
	3000	Servicios Generales	0.00	1,108,225.62	1,108,225.62	0.00	339,113.61	339,113.61	0.00	339,113.61	339,113.61	0.00	339,113.61	339,113.61	0.00	769,112.01	769,112.01
	4000	Transferencias, Asignaciones, Subsidios y Otras Ayudas	0.00	659,097.66	659,097.66	0.00	0.00	0.00	0.00	0.00	0.00	0.00	0.00	0.00	0.00	659,097.66	659,097.66
	5000	Bienes Muebles, Inmuebles e Intangibles	1,282,009.72	0.00	1,282,009.72	57,455.22	0.00	57,455.22	57,455.22	0.00	57,455.22	57,455.22	0.00	57,455.22	1,224,554.50	0.00	1,224,554.50
02		Profesionalización de las Instituciones de Seguridad Pública	326,380.00	620,000.00	946,380.00	0.00	166,188.80	166,188.80	0.00	166,188.80	166,188.80	0.00	166,188.80	166,188.80	326,380.00	453,811.20	780,191.20
	3000	Servicios Generales	326,380.00	620,000.00	946,380.00	0.00	166,188.80	166,188.80	0.00	166,188.80	166,188.80	0.00	166,188.80	166,188.80	326,380.00	453,811.20	780,191.20
02		Fortalecimiento de las Capacidades de Evaluación en Control de Confianza (Refrendos Ejercicio 2015)	186,296.00	0.00	186,296.00	0.00	0.00	0.00	0.00	0.00	0.00	0.00	0.00	0.00	186,296.00	0.00	186,296.00
	5000	Bienes Muebles, Inmuebles e Intangibles	186,296.00	0.00	186,296.00	0.00	0.00	0.00	0.00	0.00	0.00	0.00	0.00	0.00	186,296.00	0.00	186,296.00
02		Fortalecimiento de las Capacidades de Evaluación en Control de Confianza (Gastos Comprometidos y/o Devengados por Registrar 2015)	0.00	36,253.42	36,253.42	0.00	36,253.42	36,253.42	0.00	36,253.42	36,253.42	0.00	36,253.42	36,253.42	0.00	0.00	0.00
	1000	Servicios Generales	0.00	35,887.42	35,887.42	0.00	35,887.42	35,887.42	0.00	35,887.42	35,887.42	0.00	35,887.42	35,887.42	0.00	0.00	0.00
	3000	Servicios Generales	0.00	366.00	366.00	0.00	366.00	366.00	0.00	366.00	366.00	0.00	366.00	366.00	0.00	0.00	0.00
02		Fortalecimiento de las Capacidades de Evaluación en Control de Confianza (Economías de Ejercicios Anteriores 2015)	2,852,582.92	150,000.00	3,002,582.92	835,247.68	0.00	835,247.68	835,247.68	0.00	835,247.68	835,247.68	0.00	835,247.68	2,017,335.24	150,000.00	2,167,335.24
	3000	Servicios Generales	0.00	150,000.00	150,000.00	0.00	0.00	0.00	0.00	0.00	0.00	0.00	0.00	0.00	150,000.00	150,000.00	
	5000	Bienes Muebles, Inmuebles e Intangibles	50,344.00	0.00	50,344.00	0.00	0.00	0.00	0.00	0.00	0.00	0.00	0.00	50,344.00	0.00	50,344.00	
	6000	Inversión Pública	2,802,238.92	0.00	2,802,238.92	835,247.68	0.00	835,247.68	835,247.68	0.00	835,247.68	835,247.68	0.00	835,247.68	1,966,991.24	0.00	1,966,991.24
02		Fortalecimiento de las Capacidades de Evaluación en Control de Confianza (Economías de Ejercicios Anteriores 2014)	1,561,122.14	1,651,792.31	3,212,914.45	1,561,092.59	1,550,117.47	3,111,210.06	1,561,092.59	1,550,117.47	3,111,210.06	1,561,092.59	1,550,117.47	3,111,210.06	29.55	101,674.84	101,704.39
	2000	Materiales y Suministros	1,561,122.14	951,792.31	2,512,914.45	1,561,092.59	950,417.47	2,511,510.06	1,561,092.59	950,417.47	2,511,510.06	1,561,092.59	950,417.47	2,511,510.06	29.55	1,374.84	1,404.39
	5000	Bienes Muebles, Inmuebles e Intangibles	0.00	700,000.00	700,000.00	0.00	599,700.00	599,700.00	0.00	599,700.00	599,700.00	0.00	599,700.00	599,700.00	0.00	100,300.00	100,300.00

* Fuente de Información: Estado Presupuestal que emite el Siahe con corte al 30 de Septiembre del 2016.

CP. Alfredo de Jesús Hernández Ovalle
Jefe de la Unidad de Planeación

